



EXIT SURVEY : 2020-21

Survey Process :

The exit survey is conducted for the final year students during the end of the final semester.

The following is the procedure that was followed in conducting the exit survey:

- The exit survey questionnaire was framed based on Academics, hostel, life@KCT, career, facilities, culture and values.
- The survey was conducted through the online survey tool www.surveymonkey.com.
- The survey was scheduled during the viva voce exams of the final year students and was conducted in the laboratories with the help of class advisors.
- The overall report and department-wise survey reports were generated from the tool and send to the departments and respective heads for necessary action.
- The analysis has been discussed in the IQAC/ Board of Management Meetings and necessary actions will be taken.

Exit Survey - Objectives and Outcomes

Dr. D. SARAVANAN, M.Tech., Ph.D.,
PRINCIPAL
Kumaraguru College of Technology
Coimbatore - 641 049.

OBJECTIVES	OUTCOMES
1. Creation of a student experience database based on the overall institutional attributes like academics, sports, facilities etc.,	1. To implement policies and projects inside the campus with the obtained feedback.
2. Information about the career choices of students after their graduation.	2. To cast plans for pooling opportunities and other resources, depending on student interests.
3. Interpretation of the student-teacher relationship.	3. To improve the methods and standards of teaching and learning.
4. A general assessment tool for the graduates' achievement level and	4. To analyse the strengths and weakness of the course and its


programme outcomes.	regulations.
5. Collection of perspectives on the overall morale of the institution for student development.	5. To obtain specific focus areas for improvements in the line of command and culture.
6. Inclusion of actions endorsed by the student community for the betterment of the institution.	6. To ensure the voice of the students reaches the management.
7. Computation on the developmental changes striving uniqueness and quality.	7. To compare the rate of institutional growth over the years.
8. Create an integrated platform comprising of the information of all the research activities of institution.	8. To flourish the research happenings of the institution and to aid the process of Research Networking.
9. To analyse the utilization of the resources and opportunities at a masters level.	9. A assessment on the transformation of a personal at a Masters level.
10. To understand the students satisfaction level of pursuing a MBA at KCTBS.	10. Assess the career preference pattern and need for assistance on various aspects of the program.
11. To inculcate in innovative and practical learning methodologies.	11. Giving more exposure to students and preparing for their career.
12. To emphasize self learning, seminars for few theoretical programmes.	12. Analysing, Interpretation and Presentation skills of a student will be improved and such skills can be tracked, analysed and used for placements.
13. To add on to the syllabus of courses for better understanding of cross domains.	13. Addition of cross departmental updates in the syllabus.
14. To conduct a survey and analyze whether all the facilities provided by the college are utilized well or not.	14. New needs and facilities that are needed by the students can be identified and strategies for unused facilities can be plotted.

Dr. D. SARAVANAN, M.Tech., Ph.D.,
 PRINCIPAL
 Kumaraguru College of Technology
 Coimbatore - 641 049.

Analysis attached at the end:

Action Taken Report for Exit Survey 2021

No	Feedback	Action Taken
1.	Low WiFi access	Internet Bandwidth subscription to 500 Mbps from 250 Mbps from 2021-22 onwards
2.	More than 80% of students could not learn foreign languages	Foreign language courses – French, German, Japanese were offered to all the interested students with additional 3-credits. 350 students registered and benefited.
3.	Less number of students preparing for higher studies	Awareness sessions and coaching classes by all the Departments were arranged through CEED for the Academic year 2021-22. Close to 125 students registered for GATE classes. In-house coaching is given for IELTS by Department of English


(CEAC Coordinator)

Dr. S. SELVANAYAKI, M.Sc., M.Phil., Ph.D.,
Assistant Professor (SRG)
Department of Mathematics
Kumaraguru College of Technology
Coimbatore - 641 049.


Dr. D. SARAVANAN, M.Tech., Ph.D.,
PRINCIPAL
Kumaraguru College of Technology
Coimbatore - 641 049.

Exit Survey'2021

Monday, September 06, 2021

Powered by  SurveyMonkey

1116


Total Responses

Date Created: Tuesday, July 13, 2021

Complete Responses: 1116

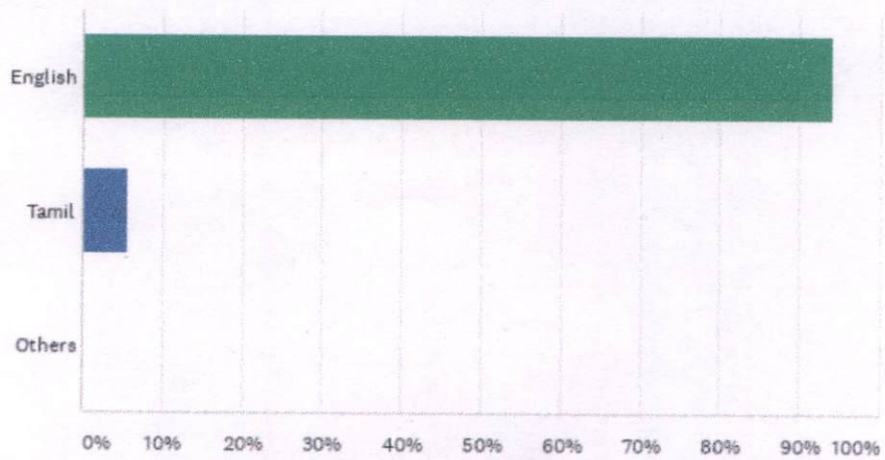
Powered by  SurveyMonkey


Dr. D. SARAVANAN, M.Tech., Ph.D.,
PRINCIPAL
Kumaraguru College of Technology
Coimbatore - 641 049.



Q2: Medium of education till Diploma/12th grade:

Answered: 1,116 Skipped: 0



Powered by SurveyMonkey


Dr. D. SARAVANAN, M.Tech., Ph.D.,
PRINCIPAL
Kumaraguru College of Technology
Coimbatore - 641 049.

Q2: Medium of education till Diploma/12th grade:

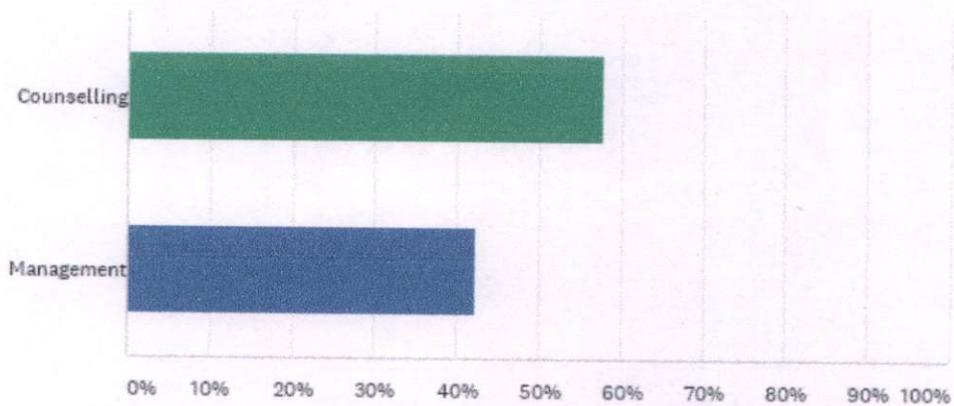
Answered: 1,116 Skipped: 0

ANSWER CHOICES	RESPONSES	
English	94.18%	1,051
Tamil	5.65%	63
Others	0.18%	2
TOTAL		1,116

Powered by  SurveyMonkey

Q3: Mode of admission:

Answered: 1,116 Skipped: 0



Powered by  SurveyMonkey

Drum

Dr. D. SARAVANAN, M.Tech., Ph.D.,
PRINCIPAL
Kumaraguru College of Technology
Coimbatore - 641 049.

Q3: Mode of admission:

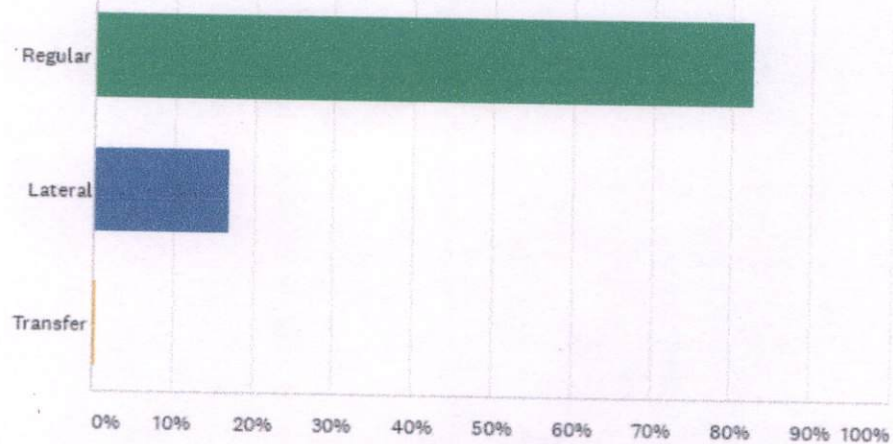
Answered: 1,116 Skipped: 0

ANSWER CHOICES	RESPONSES	
Counselling	57.71%	644
Management	42.29%	472
TOTAL		1,116

Powered by  SurveyMonkey

Q4: Admission type:

Answered: 1,116 Skipped: 0



Powered by  SurveyMonkey


Dr. D. SARAVANAN, M.Tech., Ph.D.,
PRINCIPAL
Kumaraguru College of Technology
Coimbatore - 641 049.

Q4: Admission type:

Answered: 1,116 Skipped: 0

ANSWER CHOICES	RESPONSES	
Regular	82.71%	923
Lateral	16.85%	188
Transfer	0.45%	5
TOTAL		1,116

Powered by  SurveyMonkey

Q5: Choose your department:

Answered: 1,091 Skipped: 25



Powered by  SurveyMonkey


Dr. D. SARAVANAN, M.Tech., Ph.D.,
PRINCIPAL
Kumaraguru College of Technology
Coimbatore - 641 049.

Q5: Choose your department:

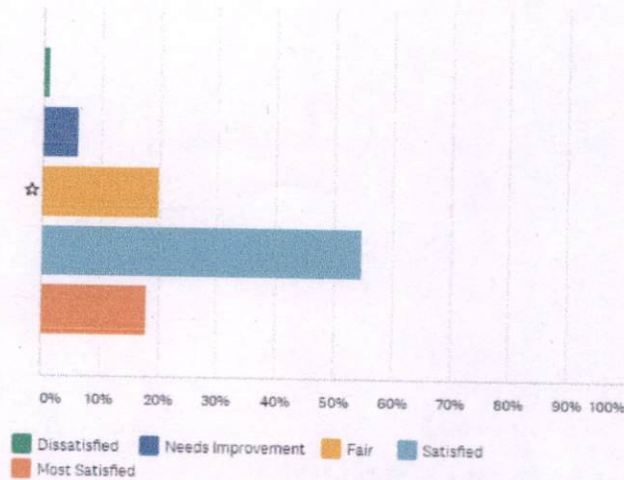
Answered: 1,091 Skipped: 25

DEPARTMENT	PERCENTAGE	RESPONSES
E.E - Automobile Engineering	4.55%	46
A.E - Automobile Engineering	2.57%	26
B.E - Civil Engineering	11.09%	121
B.E - Computer Science and Engineering	3.81%	42
B.E - Electrical and Electronics Engineering	22.45%	234
B.E - Electronics and Communication Engineering	25.77%	272
B.E - Chemical and Instrumentation Engineering	4.12%	45
B.E - Mechanical Engineering	18.59%	197
B.E - Mechatronics Engineering	2.57%	29
B.Tech - Bio-Technology	1.82%	20
B.Tech - Fashion Technology	5.52%	60
B.Tech - Information Technology	8.14%	87
B.Tech - Textile Technology	2.76%	30
ME - Structural Engineering	1.37%	15
ME - Environmental Engineering	1.37%	15
ME - Power Electronics and Drive	0.20%	2
ME - Communication Systems	2.00%	2
ME - Applied Electronics	0.20%	2
ME - Embedded Systems	0.20%	2
ME - Industrial Engineering	0.40%	4
M.E - CAD/CAM	0.18%	2
M.E - COMPUTER GRAPHICS	0.18%	2
M.Tech - Apparel Technology	0.07%	0
M.Tech - Biotechnology	0.07%	0
M.Tech - Data Science	0.14%	2
M.Tech - Master of Technology Management	0.07%	0
MCA - Master Of Computer Applications	4.22%	46
BBA - Master of Business Administration	0.07%	0
TOTAL		1091

Powered by SurveyMonkey

Systems to solve the complex engineering problem by integrating electronics, mechanical and control systems. [Star rating 1 (Dissatisfied) – 5 (Most Satisfied)]

Answered: 1,070 Skipped: 46



Powered by SurveyMonkey

Dr.
 Dr. D. SARAVANAN, M.Tech., Ph.D.,
 PRINCIPAL
 Kumaraguru College of Technology
 Coimbatore - 641 049.

systems to solve the complex engineering problem by integrating electronics, mechanical and control systems. [Star rating 1 (Dissatisfied) – 5 (Most Satisfied)]

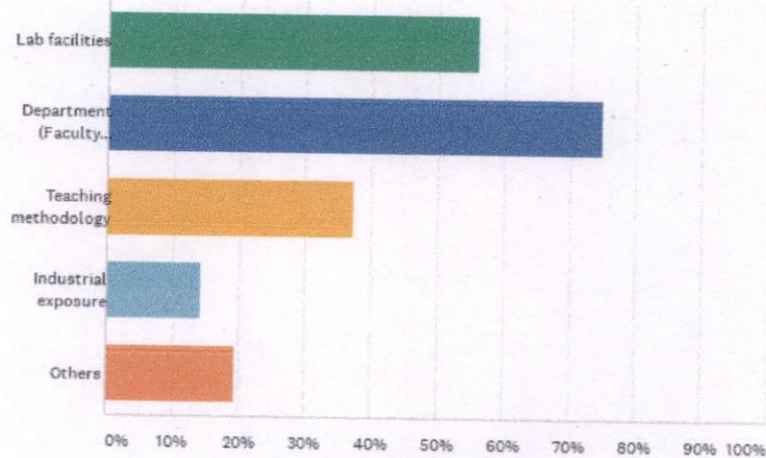
Answered: 1,070 Skipped: 46

	DISSATISFIED	NEEDS IMPROVEMENT	FAIR	SATISFIED	MOST SATISFIED	TOTAL	WEIGHTED AVERAGE
☆	1.12%	6.17%	19.81%	54.86%	18.04%	1,070	3.83
	12	66	212	587	193		

Powered by  SurveyMonkey

Q7: Pick top two aspects that were better than your expectations in your Department:

Answered: 1,091 Skipped: 25



Powered by  SurveyMonkey

Dr. D. SARAVANAN, M.Tech., Ph.D.,
 PRINCIPAL
 Kumaraguru College of Technology
 Coimbatore - 641 049. 7

Q7: Pick top two aspects that were better than your expectations in your Department:

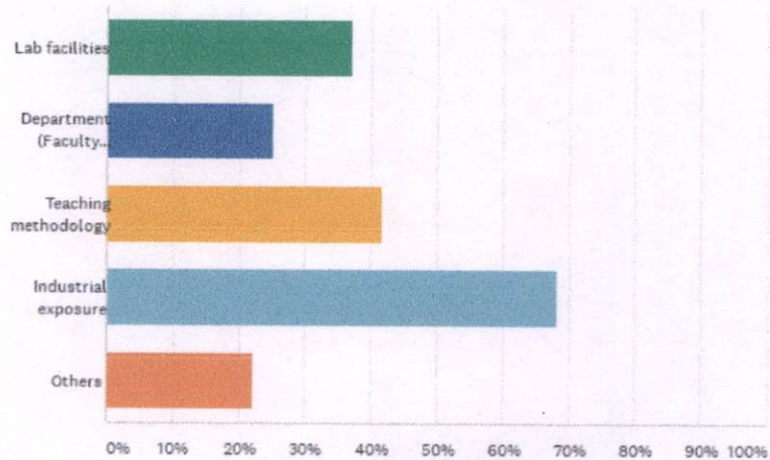
Answered: 1,091 Skipped: 25

ANSWER CHOICES	RESPONSES	
Lab facilities	56.00%	611
Department (Faculty members / Non-teaching staff / admin staff) support	74.79%	816
Teaching methodology	37.21%	406
Industrial exposure	14.21%	155
Others	19.43%	212
Total Respondents: 1,091		

Powered by  SurveyMonkey

Q8: Pick top two aspects which could have been better in your Department:

Answered: 1,091 Skipped: 25



Powered by  SurveyMonkey

Dr. D. Saravanan
Dr. D. SARAVANAN, M.Tech., Ph.D.,
 PRINCIPAL
 Kumaraguru College of Technology
 Coimbatore - 641 049.

Q8: Pick top two aspects which could have been better in your Department:

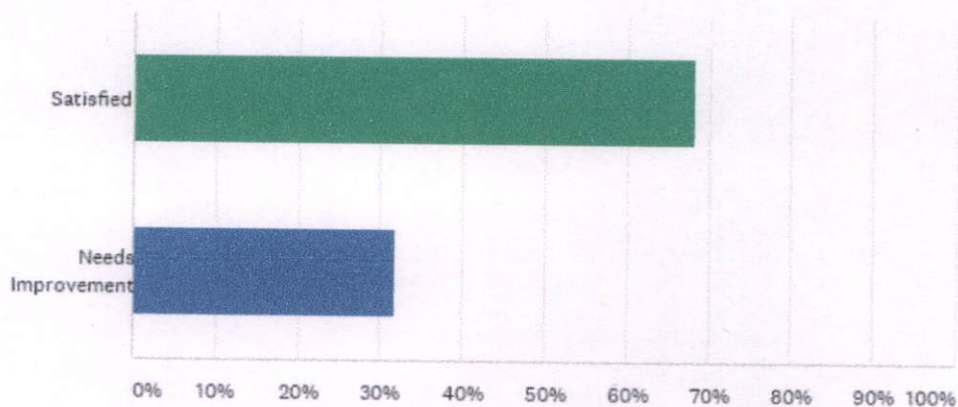
Answered: 1,091 Skipped: 25

ANSWER CHOICES	RESPONSES	
Lab facilities	37.03%	404
Department (Faculty members / Non-teaching staff / admin staff) support	25.21%	275
Teaching methodology	41.70%	455
Industrial exposure	68.10%	743
Others	22.18%	242
Total Respondents: 1,091		

Powered by  SurveyMonkey

Q9: Are you satisfied with the current curriculum?

Answered: 1,091 Skipped: 25



Powered by  SurveyMonkey

Saravanan
Dr. D. SARAVANAN, M.Tech., Ph.D.,
PRINCIPAL
Kumaraguru College of Technology
Tirunelveli - 641 049.

Q9: Are you satisfied with the current curriculum?

Answered: 1,091 Skipped: 25

ANSWER CHOICES	RESPONSES	
Satisfied	68.29%	745
Needs Improvement	31.71%	346
TOTAL		1,091

Powered by  SurveyMonkey

Q10: What makes you satisfied with the current curriculum?

Answered: 740 Skipped: 376



Powered by  SurveyMonkey

Dr. D. SARAVANAN, M.Tech., Ph.D.,
PRINCIPAL 10
Kumaraguru College of Technology
Coimbatore - 641 049.

Q10: What makes you satisfied with the current curriculum?

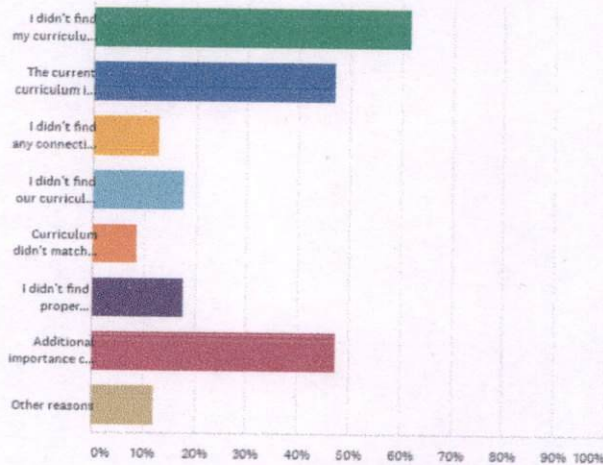
Answered: 740 Skipped: 376

ANSWER CHOICES	RESPONSES	
I find my curriculum to be in line with the industry needs	40.14%	297
The current curriculum is application-oriented	33.78%	250
I gained a greater knowledge out of the curriculum	47.57%	352
I find my curriculum on par with other leading colleges	27.30%	202
Curriculum matched with Program outcomes(PO)	41.62%	308
Other reasons	2.84%	21
Total Respondents: 740		

Powered by  SurveyMonkey

Q11: Why are you dissatisfied with the curriculum?

Answered: 347 Skipped: 769



Powered by  SurveyMonkey

Dr. D. SARAVANAN, M.Tech., Ph.D.
 PRINCIPAL
 Kumaraguru College of Technology
 Coimbatore - 641 049.

Q11: Why are you dissatisfied with the curriculum?

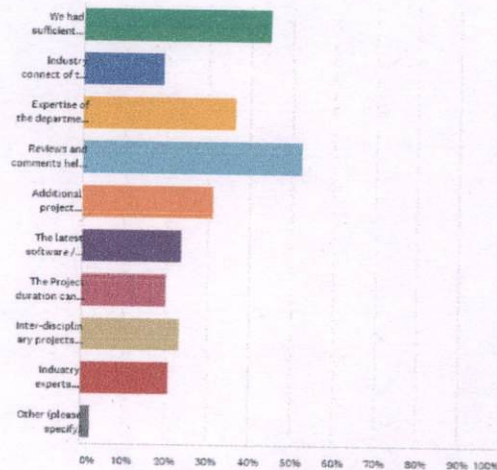
Answered: 347 Skipped: 769

ANSWER CHOICES	RESPONSES	
I didn't find my curriculum to be in line with the industry needs	61.67%	214
The current curriculum is not application-oriented	46.97%	163
I didn't find any connection between lab and theory curriculum	12.68%	44
I didn't find our curriculum on par with other leading colleges	17.87%	62
Curriculum didn't match with Program outcomes(PO)	8.65%	30
I didn't find proper sequencing in course structure	17.87%	62
Additional importance can be given for the basic/fundamental courses	47.55%	165
Other reasons	12.10%	42
Total Respondents: 347		

Powered by  SurveyMonkey

Q12: What do you feel about your project work in the department?

Answered: 1,075 Skipped: 41



Powered by  SurveyMonkey

Dr. D. SARAVANAN, M.Tech., Ph.D.,
 PRINCIPAL
 Kumaraguru College of Technology
 Coimbatore - 641 049.

Q12: What do you feel about your project work in the department?

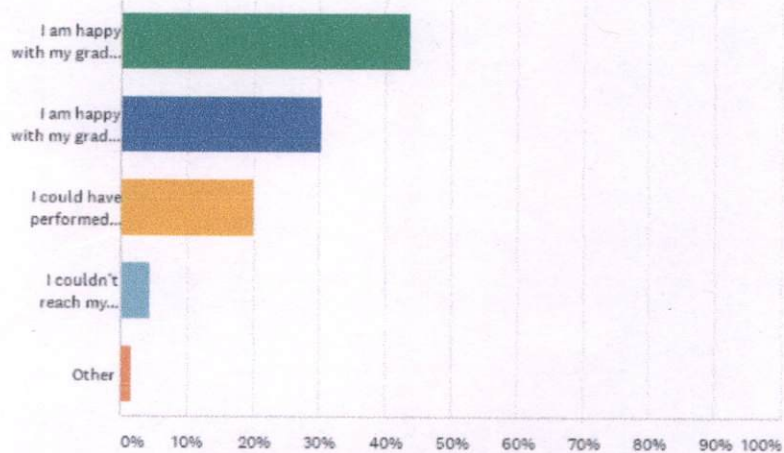
Answered: 1,075 Skipped: 41

ANSWER CHOICES	RESPONSES
We had sufficient resources to do the project work in the department	44.65% 480
Industry connect of the department helped us in gaining real time problem experience	18.98% 204
Expertise of the department faculty helped us in completing the project	36.47% 392
Reviews and comments helped us in upgrading the project	52.37% 563
Additional project labs/workspace can be allocated	31.07% 334
The latest software / simulation software can be upgraded/updated in a regular interval.	23.72% 255
The Project duration can be extended and orientation for project methodologies can be conducted	20.09% 216
Inter-disciplinary projects can be promoted/introduced.	23.44% 252
Industry experts (Alumni, Parent) can be included in the review panel.	20.84% 224
Other (please specify)	2.33% 25
Total Respondents: 1,075	

Powered by  SurveyMonkey

Q13: What do you feel about your academic performance? (Top most Reason)

Answered: 1,070 Skipped: 46



Powered by  SurveyMonkey


 Dr. D. SARAVANAN, M.Tech., Ph.D.,
 PRINCIPAL
 Kumaraguru College of Technology
 Coimbatore - 641 049.

Q13: What do you feel about your academic performance? (Top most Reason)

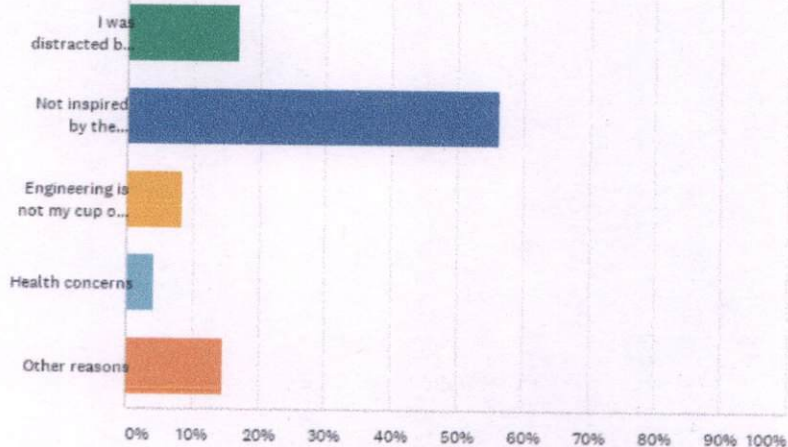
Answered: 1,070 Skipped: 46

ANSWER CHOICES	RESPONSES	
I am happy with my grades though I contributed in extra-curricular activities	43.64%	467
I am happy with my grades only because academics was my foremost priority	30.28%	324
I could have performed better	20.00%	214
I couldn't reach my potential	4.39%	47
Other	1.68%	18
TOTAL		1,070


Powered by  SurveyMonkey

Q14: Why couldn't you reach your potential?

Answered: 48 Skipped: 1,068



Powered by  SurveyMonkey


Dr. D. SARAVANAN, M.Tech., Ph.D.,
 PRINCIPAL
 Kumaraguru College of Technology
 Coimbatore - 641 049.

Q14: Why couldn't you reach your potential?

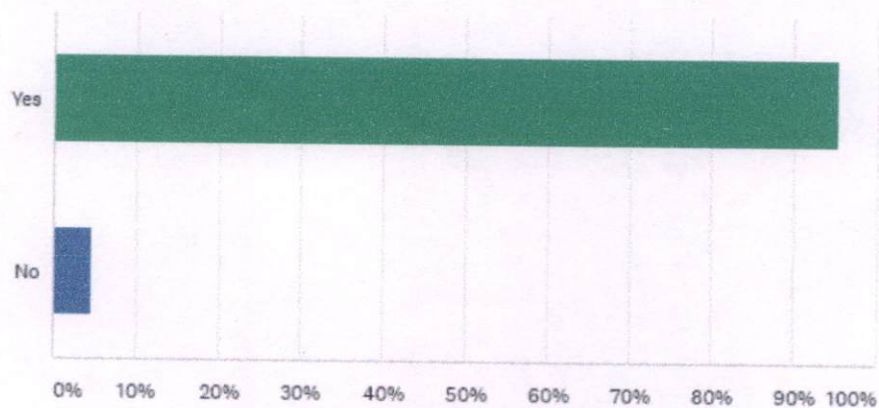
Answered: 48 Skipped: 1,068

ANSWER CHOICES	RESPONSES	
I was distracted by my digital media, games	16.67%	8
Not inspired by the teaching/learning system	56.25%	27
Engineering is not my cup of tea	8.33%	4
Health concerns	4.17%	2
Other reasons	14.58%	7
TOTAL		48

Powered by  SurveyMonkey

Q15: Were the FCLF open elective courses helpful?

Answered: 1,070 Skipped: 46



Powered by  SurveyMonkey


Dr. D. SARAVANAN, M.Tech., Ph.D.,
PRINCIPAL
Kumaraguru College of Technology
Coimbatore - 641 049.

Q15: Were the FCLF open elective courses helpful?

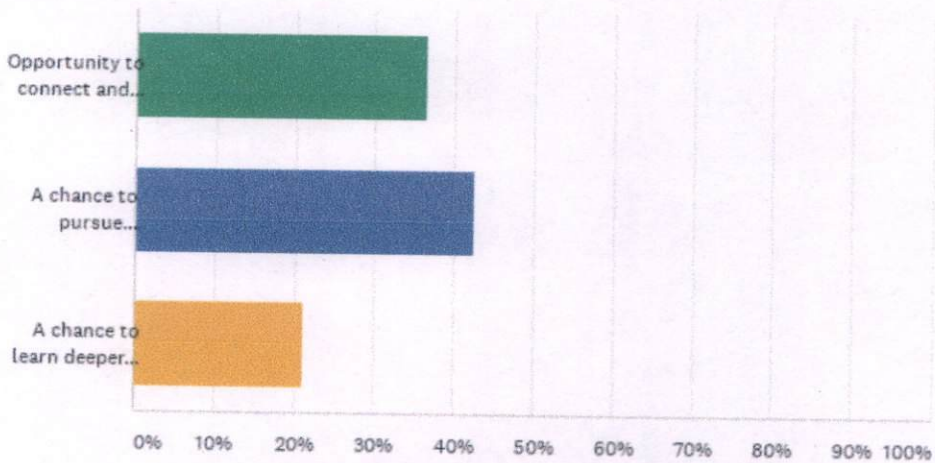
Answered: 1,070 Skipped: 46

ANSWER CHOICES	RESPONSES	
Yes	95.42%	1,021
No	4.58%	49
TOTAL		1,070

Powered by  SurveyMonkey

Q16: Why were they helpful?

Answered: 1,021 Skipped: 95



Powered by  SurveyMonkey


Dr. D. SARAVANAN, M.Tech., Ph.D.,
PRINCIPAL
Kumaraguru College of Technology
Coimbatore - 641 049.

Q16: Why were they helpful?

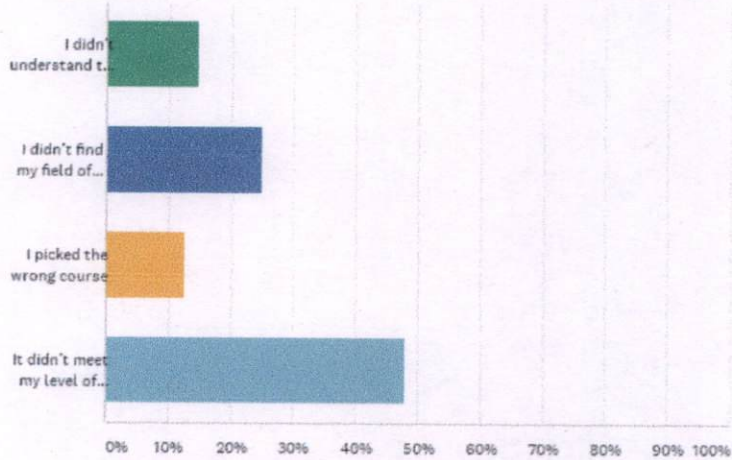
Answered: 1,021 Skipped: 95

ANSWER CHOICES	RESPONSES	
Opportunity to connect and learn with students of other engineering streams	36.34%	371
A chance to pursue interests outside engineering/other engineering streams	42.51%	434
A chance to learn deeper into a field of interest	21.16%	216
TOTAL		1,021

Powered by  SurveyMonkey

Q17: Why were they not helpful?

Answered: 48 Skipped: 1,068



Powered by  SurveyMonkey


Dr. D. SARAVANAN, M.Tech., Ph.D.,
PRINCIPAL
Kumaraguru College of Technology
Coimbatore - 641 049.

Q17: Why were they not helpful?

Answered: 48 Skipped: 1,068

ANSWER CHOICES	RESPONSES	
I didn't understand the importance of the courses	14.58%	7
I didn't find my field of interest	25.00%	12
I picked the wrong course	12.50%	6
It didn't meet my level of expectations	47.92%	23
TOTAL		48


Powered by  SurveyMonkey

Q18: Was the mentoring system effective?

Answered: 1,066 Skipped: 50



Powered by  SurveyMonkey


Dr. D. SARAVANAN, M.Tech., Ph.D.,
PRINCIPAL
Kumaraguru College of Technology
Coimbatore - 641 049.

Q18: Was the mentoring system effective?

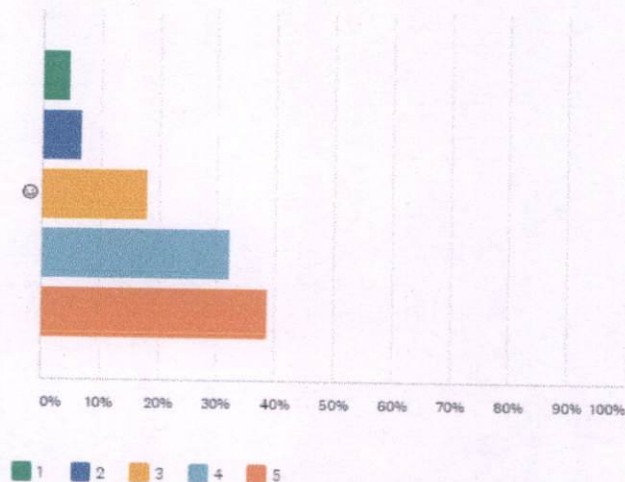
Answered: 1,066 Skipped: 50

ANSWER CHOICES	RESPONSES	
It was effective	82.08%	875
I did not participate	3.85%	41
My group did not work	2.91%	31
Mentor did not take extra efforts	3.56%	38
Peer to Peer Mentoring can be introduced.	7.60%	81
TOTAL		1,066

Powered by  SurveyMonkey

Q19: How effective was the mentoring support provided through online modes?

Answered: 1,015 Skipped: 101



Powered by  SurveyMonkey


Dr. D. SARAVANAN, M.Tech., Ph.D.,
PRINCIPAL 19
Kumaraguru College of Technology
Coimbatore - 641 049.

Q19: How effective was the mentoring support provided through online modes?

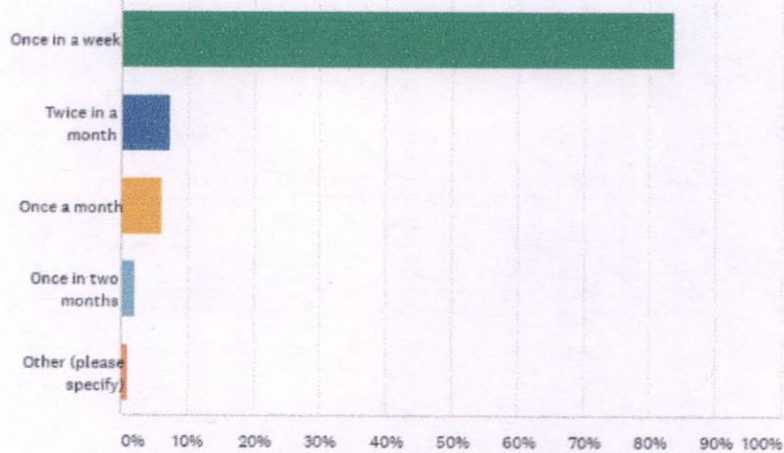
Answered: 1,015 Skipped: 101

	1	2	3	4	5	TOTAL	WEIGHTED AVERAGE
😊	4.53%	6.70%	18.03%	32.12%	38.62%		
	46	68	183	326	392	1,015	3.94

Powered by  SurveyMonkey

Q20: How frequent were your mentor meetings happened?

Answered: 1,015 Skipped: 101



Powered by  SurveyMonkey

[Handwritten Signature]

Dr. D. SARAVANAN, M.Tech., Ph.D.,
 PRINCIPAL
 Kumaraguru College of Technology
 Coimbatore - 641 049.

Q20: How frequent were your mentor meetings happened?

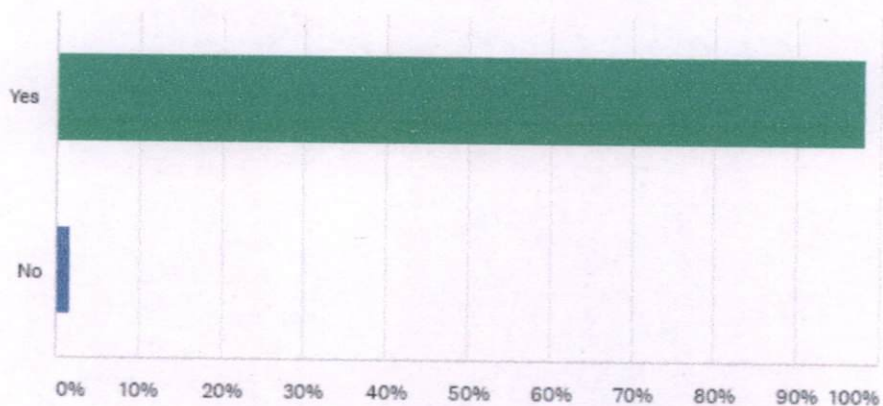
Answered: 1,015 Skipped: 101

ANSWER CHOICES	RESPONSES	
Once in a week	83.65%	849
Twice in a month	7.29%	74
Once a month	6.01%	61
Once in two months	2.07%	21
Other (please specify)	0.99%	10
TOTAL		1,015

Powered by  SurveyMonkey

Q21: Our Institution believes in "Character is Life". Do you feel that the same principle can be adopted in all walks of life?

Answered: 1,066 Skipped: 50



Powered by  SurveyMonkey


Dr. D. SARAVANAN, M.Tech., Ph.D.,
PRINCIPAL 21
Kumaraguru College of Technology
Coimbatore - 641 049.

Q21: Our Institution believes in "Character is Life". Do you feel that the same principle can be adopted in all walks of life?

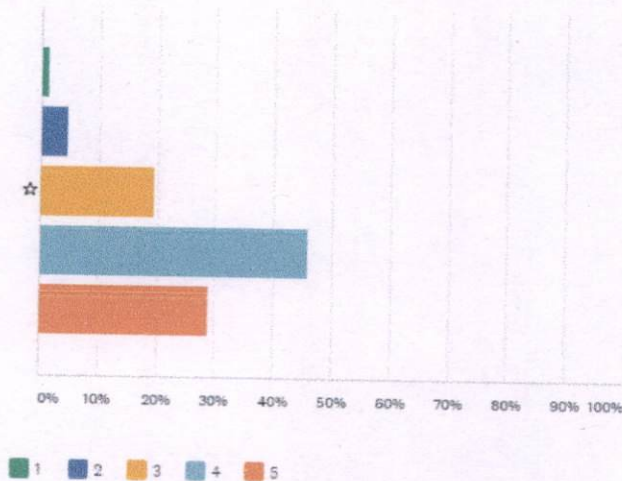
Answered: 1,066 Skipped: 50

ANSWER CHOICES	RESPONSES	
Yes	98.31%	1,048
No	1.69%	18
TOTAL		1,066

Powered by  SurveyMonkey

Q22: Was the Syllabus content effectively been covered through KOED for theory courses?

Answered: 1,004 Skipped: 112



Powered by  SurveyMonkey



Dr. D. SARAVANAN, M.Tech., Ph.D.,
 PRINCIPAL 22
 Kumaraguru College of Technology
 Coimbatore - 641 049.

Q22: Was the Syllabus content effectively been covered through KOED for theory courses?

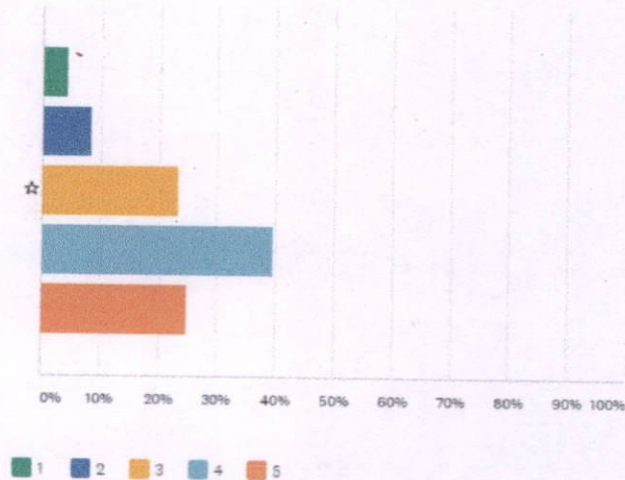
Answered: 1,004 Skipped: 112

	1	2	3	4	5	TOTAL	WEIGHTED AVERAGE
☆	1.29%	4.68%	19.42%	45.82%	28.78%	1,004	3.96
	13	47	195	460	289		

Powered by  SurveyMonkey

Q23: How will you rate the Laboratory learning experience through KOED

Answered: 1,004 Skipped: 112



Powered by  SurveyMonkey


Dr. D. SARAVANAN, M.Tech., Ph.D.,
 PRINCIPAL
 Kumaraguru College of Technology
 Coimbatore - 641 049.

Q23: How will you rate the Laboratory learning experience through KOED

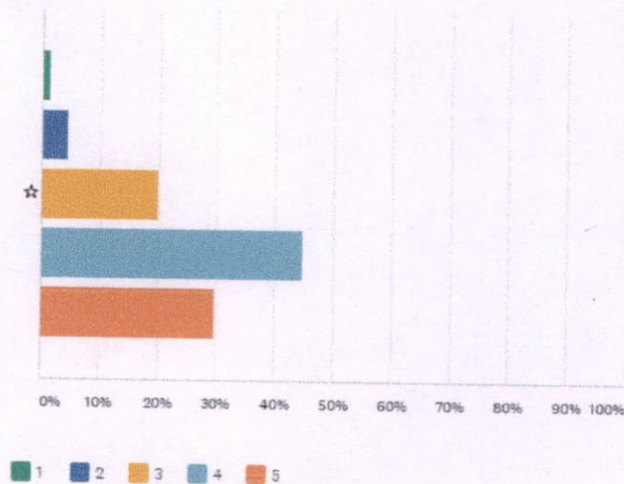
Answered: 1,004 Skipped: 112

	1	2	3	4	5	TOTAL	WEIGHTED AVERAGE
☆	4.08%	8.37%	23.21%	39.44%	24.90%		
	41	84	233	396	250	1,004	3.73

Powered by  SurveyMonkey

Q24: Rate the effectiveness of Platforms/Tools used for Communication, Classrooms and Assessments.

Answered: 1,004 Skipped: 112



Powered by  SurveyMonkey


 Dr. D. SARAVANAN, M.Tech., Ph.D.,
 PRINCIPAL
 Kumaraguru College of Technology
 Coimbatore - 641 049.

Q24: Rate the effectiveness of Platforms/Tools used for Communication, Classrooms and Assessments.

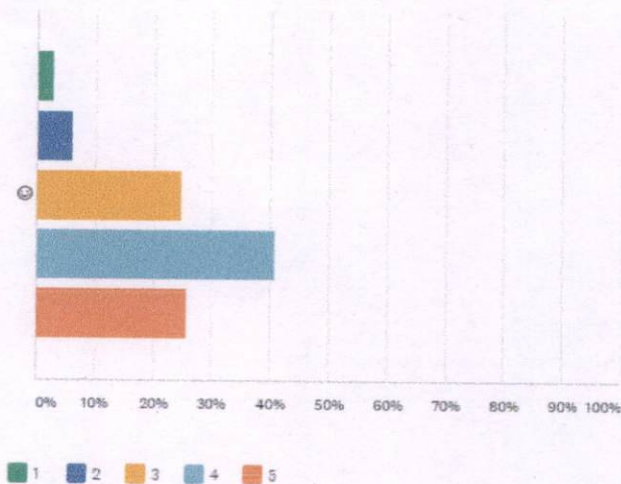
Answered: 1,004 Skipped: 112

	1	2	3	4	5	TOTAL	WEIGHTED AVERAGE
☆	1.20%	4.48%	19.82%	44.72%	29.78%		
	12	45	199	449	299	1,004	3.97

Powered by  SurveyMonkey

Q26: How will you rate the overall online learning experience through KOED?

Answered: 1,004 Skipped: 112



Powered by  SurveyMonkey


Dr. D. SARAVANAN, M.Tech., Ph.D.,
 PRINCIPAL
 Kumaraguru College of Technology
 Coimbatore - 641 049.

Q26: How will you rate the overall online learning experience through KOED?

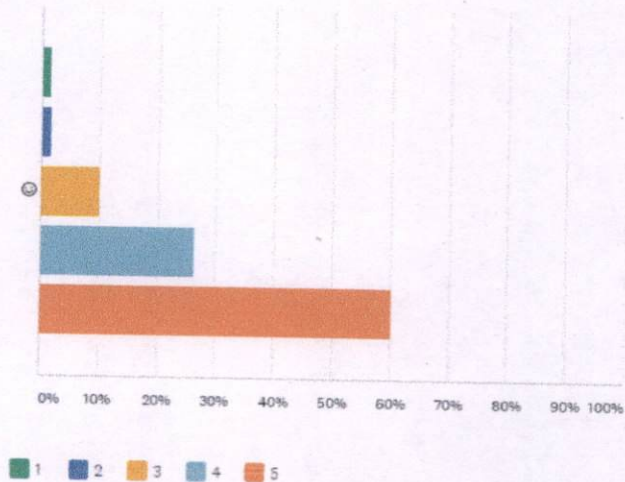
Answered: 1,004 Skipped: 112

	1	2	3	4	5	TOTAL	WEIGHTED AVERAGE
😊	2.69%	5.98%	24.70%	40.84%	25.80%	1,004	3.81
	27	60	248	410	259		


Powered by  SurveyMonkey

Q28: How happy were you at KCT?

Answered: 1,051 Skipped: 65



Powered by  SurveyMonkey


Dr. D. SARAVANAN, M.Tech., Ph.D.,
 PRINCIPAL 26
 Kumaraguru College of Technology
 Coimbatore - 641 049.

Q28: How happy were you at KCT?

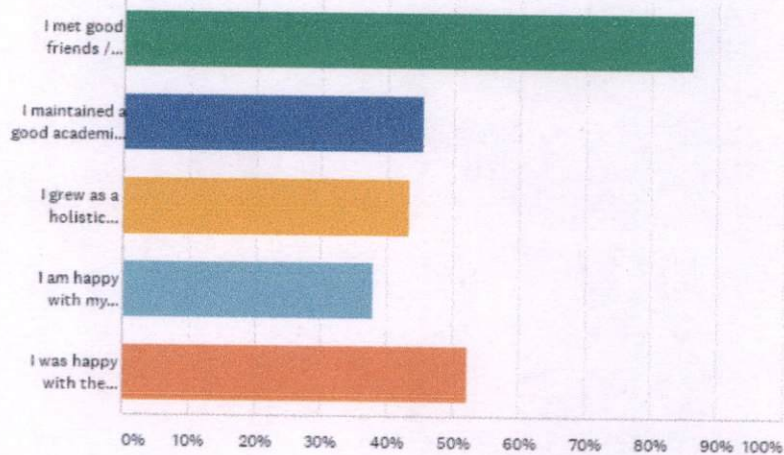
Answered: 1,051 Skipped: 65

	1	2	3	4	5	TOTAL	WEIGHTED AVERAGE
😊	1.52%	1.71%	10.09%	26.36%	60.32%	1,051	4.42
	16	18	106	277	634		

Powered by  SurveyMonkey

Q29: What made you happy at KCT? (Top 2)

Answered: 1,017 Skipped: 99



Powered by  SurveyMonkey


Dr. D. SARAVANAN, M.Tech., ~~27~~D.,
PRINCIPAL
Kumaraguru College of Technology
Coimbatore - 641 049.

Q29: What made you happy at KCT? (Top 2)

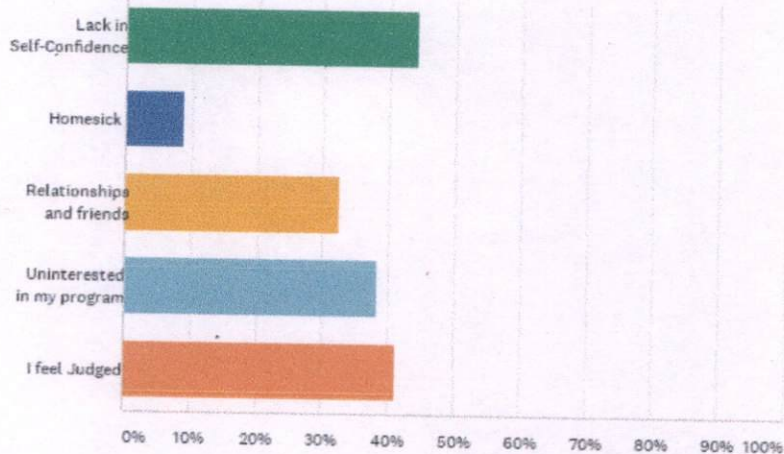
Answered: 1,017 Skipped: 99

ANSWER CHOICES	RESPONSES
I met good friends / Mentors / Teachers.	86.14% 876
I maintained a good academic record.	45.33% 461
I grew as a holistic individual through different experiences at KCT.	43.26% 440
I am happy with my involvement in co-curricular and extra-curricular activities.	37.86% 385
I was happy with the unparalleled freedom for exploration	52.31% 532
Total Respondents: 1,017	

Powered by  SurveyMonkey

Q30: Reasons why your best could not be achieved in KCT? (Top 2)

Answered: 34 Skipped: 1,082



Powered by  SurveyMonkey


Dr. D. SARAVANAN, M.Tech., Ph.D.,
PRINCIPAL 28
Kumaraguru College of Technology
Coimbatore - 641 049.

Q30: Reasons why your best could not be achieved in KCT? (Top 2)

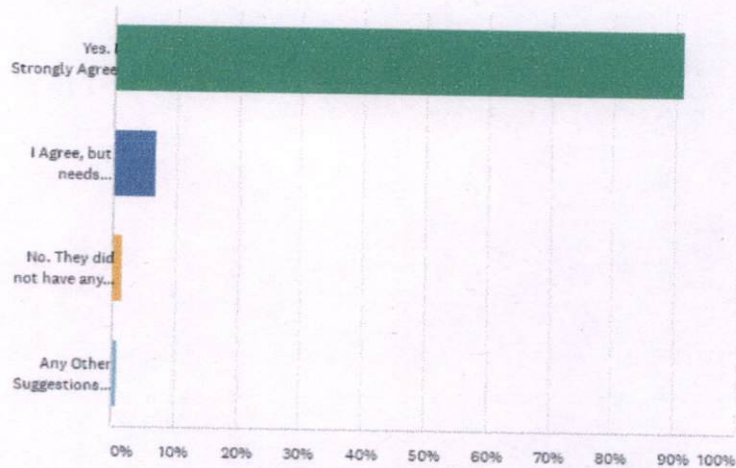
Answered: 34 Skipped: 1,082

ANSWER CHOICES	RESPONSES	
Lack in Self-Confidence	44.12%	15
Homesick	8.82%	3
Relationships and friends	32.35%	11
Uninterested in my program	38.24%	13
I feel Judged	41.18%	14
Total Respondents: 34		

Powered by  SurveyMonkey

Q31: Trees ,birds and gardens of our campus have a positive impact on the overall quality of life at KCT?'

Answered: 1,026 Skipped: 90



Powered by  SurveyMonkey

San
 Dr. D. SARAVANAN, M.Tech., Ph.D.,
 PRINCIPAL
 Kumaraguru College of Technology
 Coimbatore - 641 049.

Q31: Trees ,birds and gardens of our campus have a positive impact on the overall quality of life at KCT?'

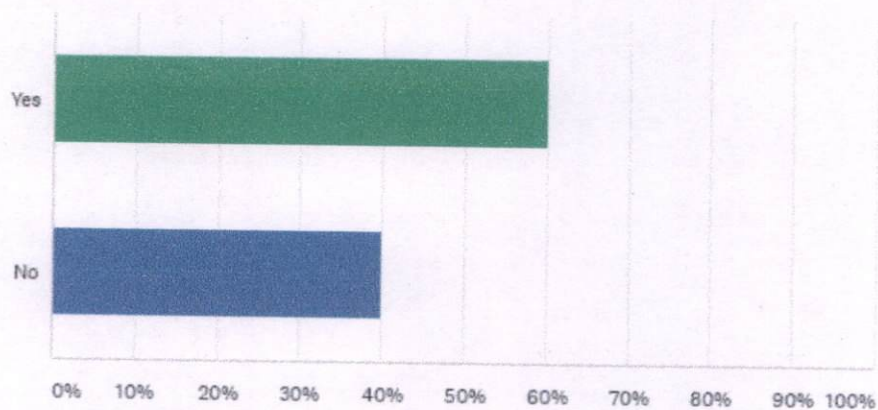
Answered: 1,026 Skipped: 90

ANSWER CHOICES	RESPONSES	
Yes. I Strongly Agree	91.13%	935
I Agree, but needs improvement	6.63%	68
No. They did not have any impact.	1.36%	14
Any Other Suggestions (For Improvement)	0.88%	9
TOTAL		1,026

Powered by  SurveyMonkey

Q32: Were you an active participant in extra-curricular activities at KCT? (Clubs , Forums , DA & Sports)

Answered: 1,047 Skipped: 69



Powered by  SurveyMonkey


Dr. D. SARAVANAN, M.Tech., Ph.D.,
PRINCIPAL
Kumaraguru College of Technology
Coimbatore - 641 049.

Q32: Were you an active participant in extra-curricular activities at KCT? (Clubs , Forums , DA & Sports)

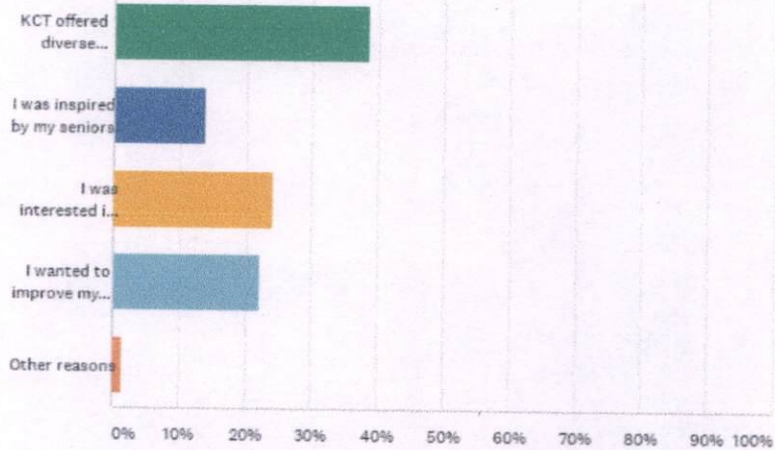
Answered: 1,047 Skipped: 69

ANSWER CHOICES	RESPONSES	
Yes	60.08%	629
No	39.92%	418
TOTAL		1,047

Powered by  SurveyMonkey

Q33: My active participation in non-academic activities was because (Top reason)

Answered: 629 Skipped: 487



Powered by  SurveyMonkey



Dr. D. SARAVANAN, M.Tech., Ph.D.,
 PRINCIPAL
 Kumaraguru College of Technology
 Coimbatore - 641 049.

Q33: My active participation in non-academic activities was because (Top reason)

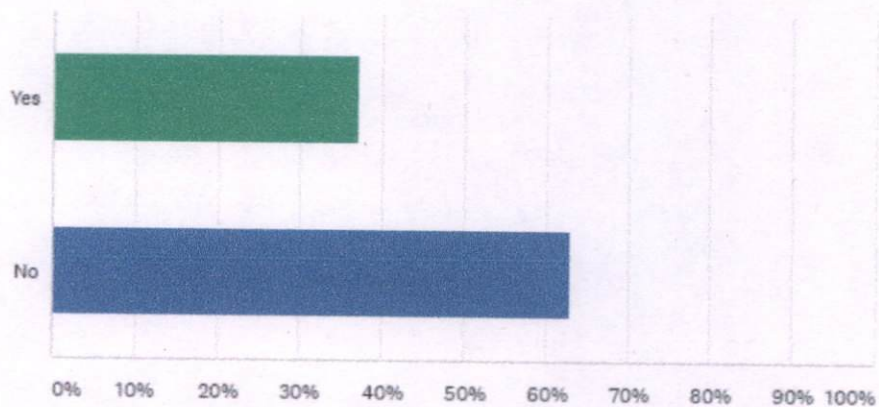
Answered: 629 Skipped: 487

ANSWER CHOICES	RESPONSES	
KCT offered diverse extra-curricular activities	38.47%	242
I was inspired by my seniors	13.83%	87
I was interested in following my passion	24.01%	151
I wanted to improve my interpersonal skills	22.26%	140
Other reasons	1.43%	9
TOTAL		629

Powered by  SurveyMonkey

Q35: Were you part of Department Association?

Answered: 611 Skipped: 505



Powered by  SurveyMonkey


Dr. D. SARAVANAN, M.Tech., Ph.D.
PRINCIPAL
Kumaraguru College of Technology
Coimbatore - 641 049.

Q35: Were you part of Department Association?

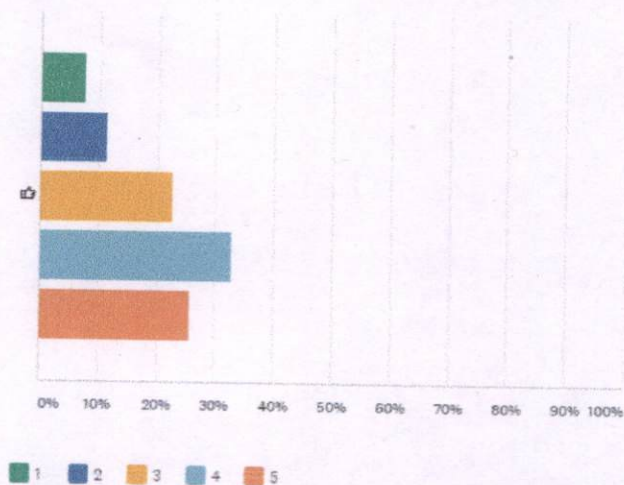
Answered: 611 Skipped: 505

ANSWER CHOICES	RESPONSES	
Yes	36.99%	226
No	63.01%	385
TOTAL		611

Powered by  SurveyMonkey

Q37: How effective was the online experience in DA/Clubs/Sports

Answered: 607 Skipped: 509



Powered by  SurveyMonkey


Dr. D. SARAVANAN, M.Tech., Ph.D.,
PRINCIPAL 33
Kumaraguru College of Technology
Coimbatore - 641 049.

Q37: How effective was the online experience in DA/Clubs/Sports

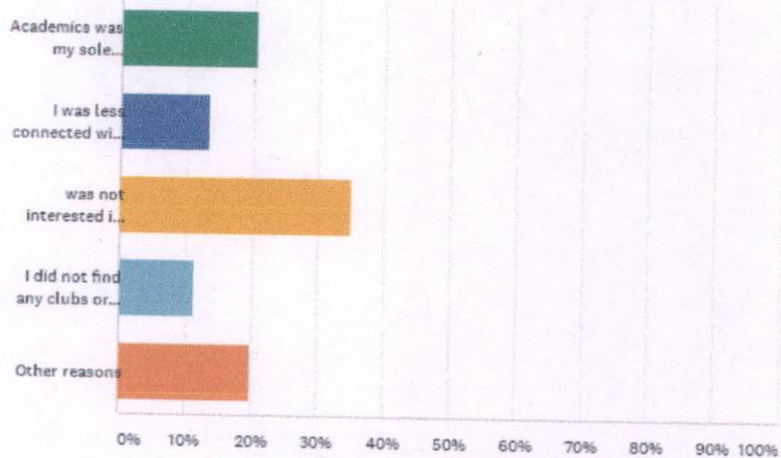
Answered: 607 Skipped: 509

	1	2	3	4	5	TOTAL	WEIGHTED AVERAGE
👍	7.58%	11.37%	22.57%	32.78%	25.70%	607	3.58
	46	69	137	199	156		

Powered by  SurveyMonkey

Q40: Why didn't you participate in extracurricular activities? (Top reason)

Answered: 424 Skipped: 692



Powered by  SurveyMonkey


Dr. D. SARAVANAN, M.Tech., Ph.D.,
 PRINCIPAL
 Kumaraguru College of Technology
 Coimbatore - 641 049.

Q40: Why didn't you participate in extracurricular activities? (Top reason)

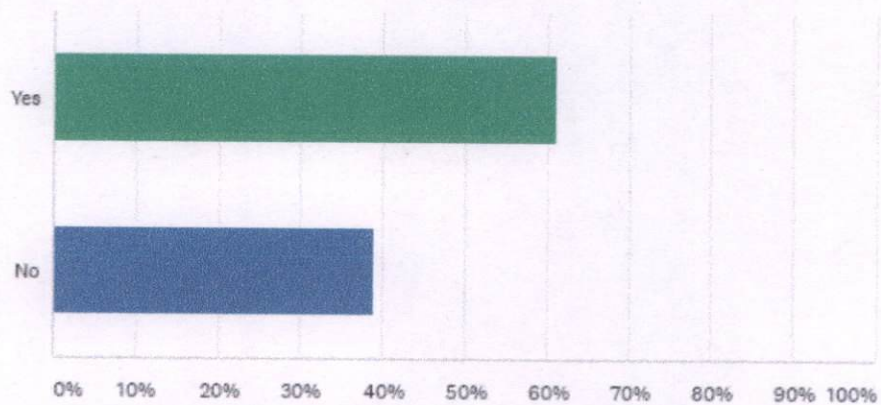
Answered: 424 Skipped: 692

ANSWER CHOICES	RESPONSES	
Academics was my sole priority	20.52%	87
I was less connected with other students	13.44%	57
was not interested in participating	34.91%	148
I did not find any clubs or forums that matched my interests	11.32%	48
Other reasons	19.81%	84
TOTAL		424

Powered by  SurveyMonkey

Q41: Did you participate in any co-curricular activities at KCT?

Answered: 1,042 Skipped: 74



Powered by  SurveyMonkey


Dr. D. SARAVANAN, M.Tech., Ph.D.,
PRINCIPAL
Kumaraguru College of Technology
Coimbatore - 641 049.

Q41: Did you participate in any co-curricular activities at KCT?

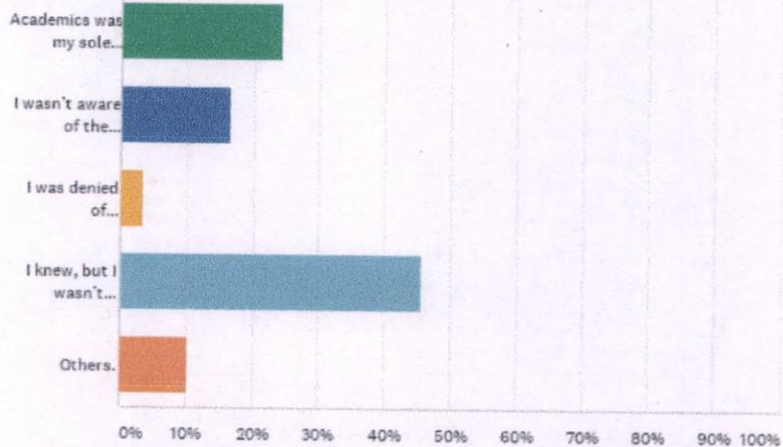
Answered: 1,042 Skipped: 74

ANSWER CHOICES	RESPONSES	
Yes	61.13%	637
No	38.87%	405
TOTAL		1,042

Powered by  SurveyMonkey

Q42: Why didn't you participate in co-curricular activities?

Answered: 412 Skipped: 704



Powered by  SurveyMonkey


Dr. D. SARAVANAN, M.Tech., Ph.D.,
PRINCIPAL
Kumaraguru College of Technology
Coimbatore - 641 049.

Q42: Why didn't you participate in co-curricular activities?

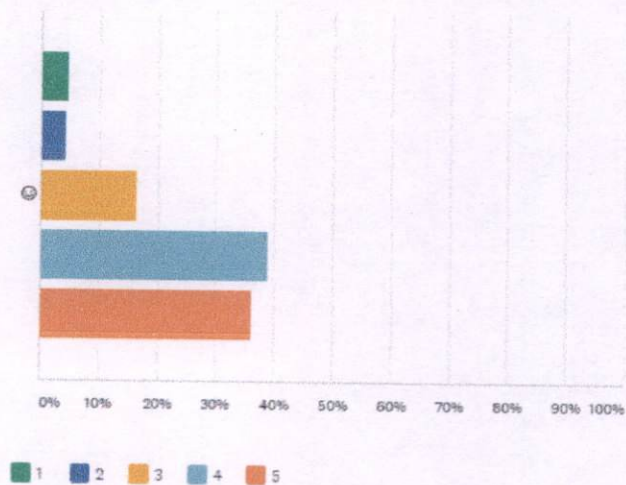
Answered: 412 Skipped: 704

ANSWER CHOICES	RESPONSES	
Academics was my sole priority.	24.27%	100
I wasn't aware of the opportunities.	16.50%	68
I was denied of opportunities (Outside KCT).	3.40%	14
I knew, but I wasn't interested.	45.63%	188
Others.	10.19%	42
TOTAL		412


Powered by  SurveyMonkey

Q43: How effective were the human excellence classes?[Star rating 1 (Not good) – 5 (Excellent)]

Answered: 1,041 Skipped: 75



Powered by  SurveyMonkey


 Dr. D. SARAVANAN, M.Tech., Ph.D.,
 PRINCIPAL 37
 Kumaraguru College of Technology
 Coimbatore - 641 049.

Q43: How effective were the human excellence classes?[Star rating 1 (Not good) – 5 (Excellent)]

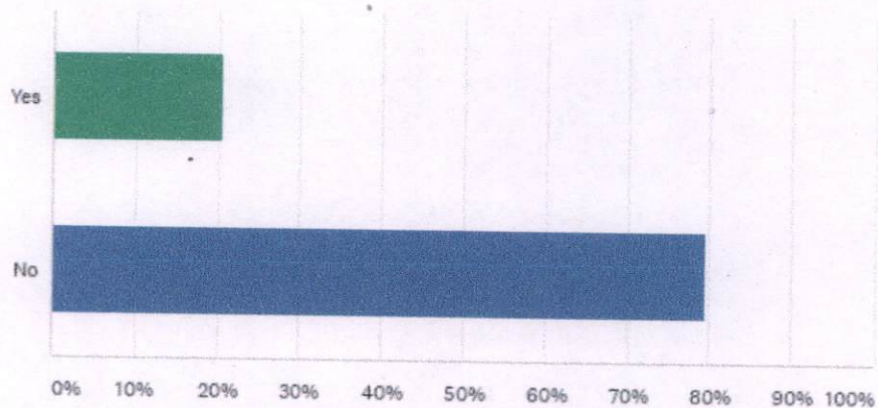
Answered: 1,041 Skipped: 75

	1	2	3	4	5	TOTAL	WEIGHTED AVERAGE
😊	4.51%	4.23%	16.23%	38.90%	36.12%		
	47	44	169	405	376	1,041	3.98


Powered by  SurveyMonkey

Q44: Were you a part of the student research and innovation centers, Re, iQube and Garage (RIG) ?

Answered: 1,041 Skipped: 75



Powered by  SurveyMonkey


Dr. D. SARAVANAN, M.Tech., Ph.D.,
 PRINCIPAL 38
 Kumaraguru College of Technology
 Coimbatore - 641 049.

Q44: Were you a part of the student research and innovation centers, Re, iQube and Garage (RIG) ?

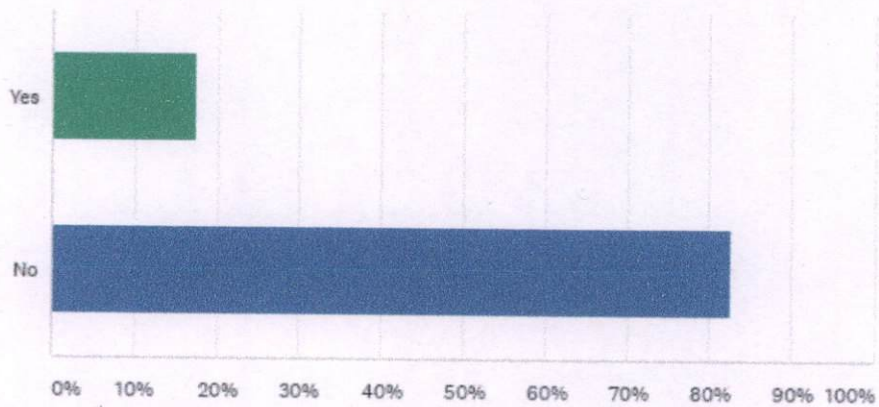
Answered: 1,041 Skipped: 75

ANSWER CHOICES	RESPONSES	
Yes	20.56%	214
No	79.44%	827
TOTAL		1,041

Powered by  SurveyMonkey

Q45: Were you a part of the FORGE Accelerator's Protosem Program or any of their projects/Program?

Answered: 1,018 Skipped: 98



Powered by  SurveyMonkey

Dr. D. Saravanan

Dr. D. SARAVANAN, M.Tech., Ph.D.,
PRINCIPAL 39
Kumaraguru College of Technology
Coimbatore - 641 049.

Q45: Were you a part of the FORGE Accelerator's Protosem Program or any of their projects/Program?

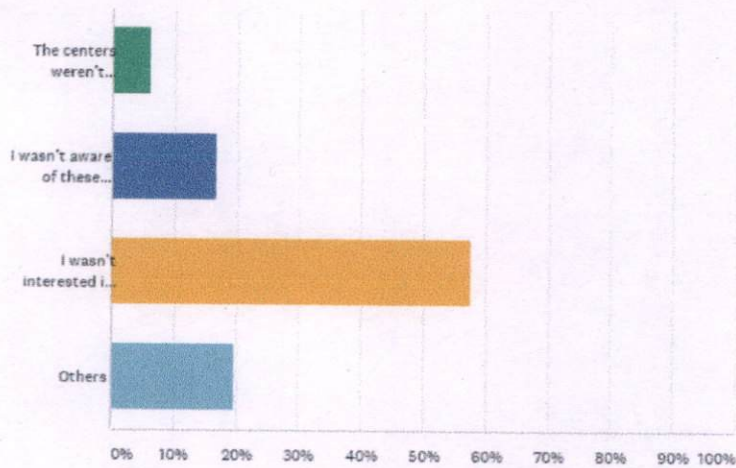
Answered: 1,018 Skipped: 98

ANSWER CHOICES	RESPONSES	
Yes	17.29%	176
No	82.71%	842
TOTAL		1,018

Powered by  SurveyMonkey

Q46: Why weren't you a part of RIG?

Answered: 827 Skipped: 289



Powered by  SurveyMonkey



Dr. D. SARAVANAN, M.Tech., Ph.D.,
PRINCIPAL
Kumaraguru College of Technology
Coimbatore - 641 049.

Q46: Why weren't you a part of RIG?

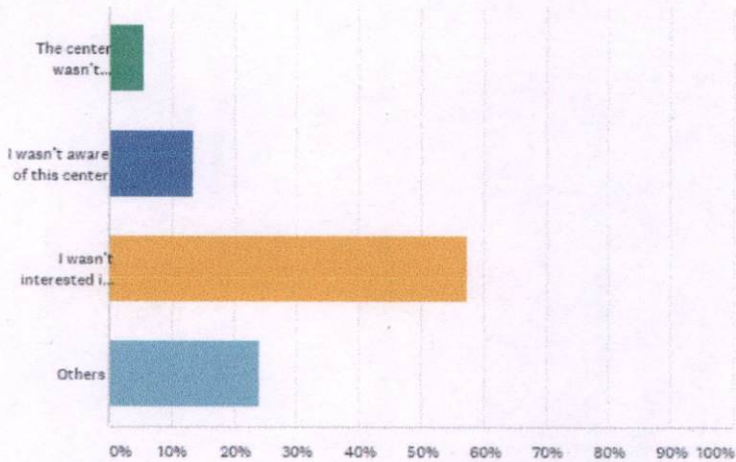
Answered: 827 Skipped: 289

ANSWER CHOICES	RESPONSES	
The centers weren't inclusive	6.05%	50
I wasn't aware of these centers	16.81%	139
I wasn't interested in them	57.44%	475
Others	19.71%	163
TOTAL		827

Powered by  SurveyMonkey

Q47: Why weren't you a part of FORGE?

Answered: 843 Skipped: 273



Powered by  SurveyMonkey



Dr. D. SARAVANAN, M.Tech., Ph.D.,
PRINCIPAL
Kumaraguru College of Technology
Coimbatore - 641 049.

Q47: Why weren't you a part of FORGE?


Answered: 843 Skipped: 273

ANSWER CHOICES	RESPONSES	
The center wasn't inclusive	5.34%	45
I wasn't aware of this center	13.29%	112
I wasn't interested in FORGE and its Programs	57.41%	484
Others	23.96%	202
TOTAL		843

Powered by  SurveyMonkey

Q48: Rate the facilities at KCT [Star rating 1 (Not good) – 5 (Excellent)]

Answered: 1,039 Skipped: 77



Powered by  SurveyMonkey



Q48: Rate the facilities at KCT [Star rating 1 (Not good) – 5 (Excellent)]

Answered: 1,039 Skipped: 77

	1	2	3	4	5	TOTAL	WEIGHTED AVERAGE
Library	0.67% 7	0.87% 9	8.66% 90	30.99% 322	58.81% 611	1,039	4.46
Food courts	1.16% 12	2.89% 30	11.85% 123	34.59% 359	49.52% 514	1,038	4.28
Kmart	3.95% 41	6.85% 71	28.25% 293	32.98% 342	27.97% 290	1,037	3.74
Convention Halls (Seminar/lecture halls, auditorium, etc.)	1.16% 12	0.96% 10	10.79% 112	32.37% 336	54.72% 568	1,038	4.39
Medical assistance	2.42% 25	4.84% 50	19.25% 199	34.53% 357	38.97% 403	1,034	4.03
ATM	2.31% 24	3.95% 41	18.98% 197	33.53% 348	41.23% 428	1,038	4.07
Student assistance (Counselling, OSA, etc.)	2.89% 30	3.27% 34	16.55% 172	36.96% 384	40.33% 419	1,039	4.09

Powered by  SurveyMonkey

Q49: Did you face any security issue while at KCT?

Answered: 1,039 Skipped: 77



Powered by  SurveyMonkey

Dr. D. SARAVANAN, M.Tech., Ph.D. ⁴³
 PRINCIPAL
 Kumaraguru College of Technology
 Coimbatore - 641 049.

Q49: Did you face any security issue while at KCT?

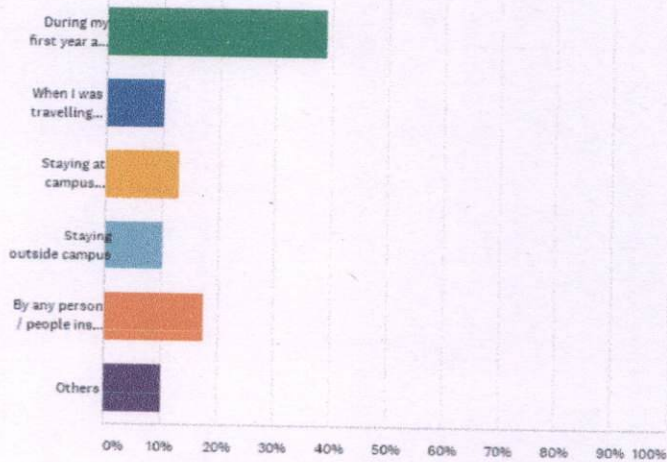
Answered: 1,039 Skipped: 77

ANSWER CHOICES	RESPONSES	
Yes	10.30%	107
No	89.70%	932
TOTAL		1,039

Powered by  SurveyMonkey

Q50: When/where did you face a security issue?

Answered: 108 Skipped: 1,008



Powered by  SurveyMonkey


Dr. D. SARAVANAN, M.Tech., Ph.D.,
PRINCIPAL 44
Kumaraguru College of Technology
Coimbatore - 641 049.

Q50: When/where did you face a security issue?

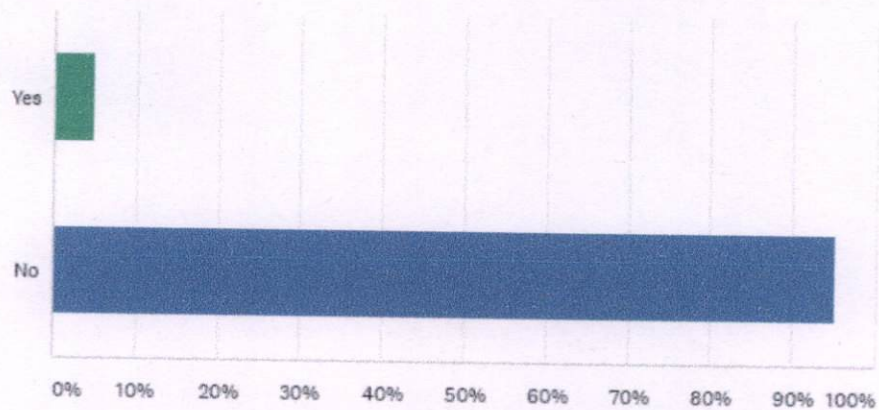
Answered: 108 Skipped: 1,008

ANSWER CHOICES	RESPONSES	
During my first year at KCT	38.89%	42
When I was travelling outside KCT for events	10.19%	11
Staying at campus hostel/Hive	12.96%	14
Staying outside campus	10.19%	11
By any person / people inside KCT	17.59%	19
Others	10.19%	11
TOTAL		108

Powered by  SurveyMonkey

Q51: Did you or your friends face any discrimination inside KCT?

Answered: 1,037 Skipped: 79



Powered by  SurveyMonkey


Dr. D. SARAVANAN, M.Tech., Ph.D.,
PRINCIPAL 45
Kumaraguru College of Technology
Coimbatore - 641 049.

Q51: Did you or your friends face any discrimination inside KCT?

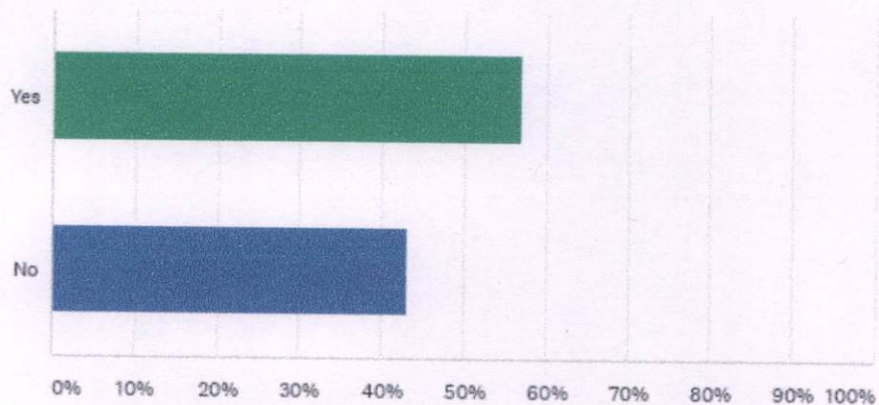
Answered: 1,037 Skipped: 79

ANSWER CHOICES	RESPONSES	
Yes	4.73%	49
No	95.27%	988
TOTAL		1,037

Powered by  SurveyMonkey

Q53: Was it resolved?

Answered: 51 Skipped: 1,065



Powered by  SurveyMonkey


Dr. D. SARAVANAN, M.Tech., Ph.D.,
PRINCIPAL
Kumaraguru College of Technology
Coimbatore - 641 049.

Q53: Was it resolved?

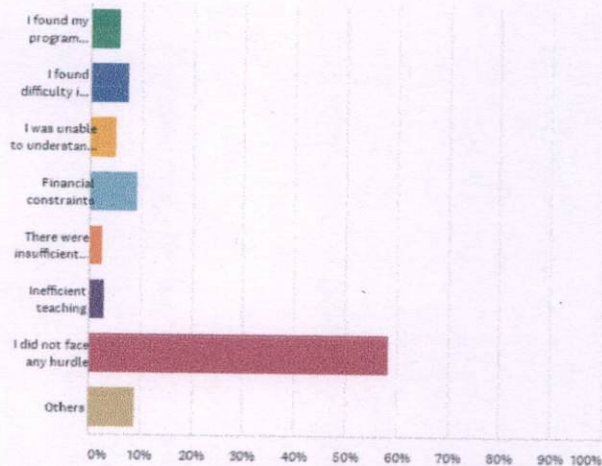
Answered: 51 Skipped: 1,065

ANSWER CHOICES	RESPONSES	
Yes	56.86%	29
No	43.14%	22
TOTAL		51

Powered by  SurveyMonkey

Q54: What hurdles did you face during your Life at KCT?

Answered: 1,035 Skipped: 81



Powered by  SurveyMonkey


Dr. D. SARAVANAN, M.Tech., Ph.D.,
PRINCIPAL 47
Kumaraguru College of Technology
Coimbatore - 641 049.

Q54: What hurdles did you face during your Life at KCT?

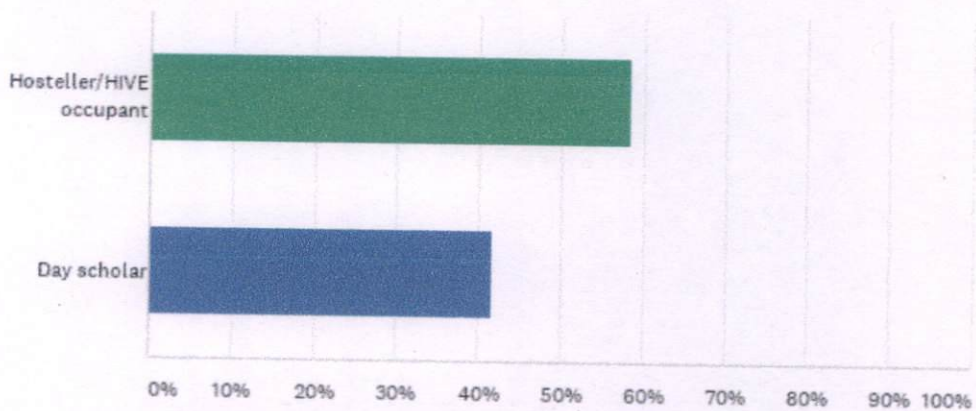
Answered: 1,035 Skipped: 81

ANSWER CHOICES	RESPONSES	
I found my program difficult as the medium of education during my schooling was not English	5.70%	59
I found difficulty in adapting to the examination pattern	7.25%	75
I was unable to understand the program	5.02%	52
Financial constraints	9.18%	95
There were insufficient resources for learning	2.51%	26
Inefficient teaching	2.90%	30
I did not face any hurdle	58.45%	605
Others	8.99%	93
TOTAL		1,035

Powered by  SurveyMonkey

Q55: Are you a hosteller/HIVE occupant, or a day scholar?

Answered: 1,035 Skipped: 81



Powered by  SurveyMonkey

Dr. D. SARAVANAN, M.Tech., Ph.D. 48
PRINCIPAL
Kumaraguru College of Technology
Coimbatore - 641 049.

Q55: Are you a hosteller/HIVE occupant, or a day scholar?

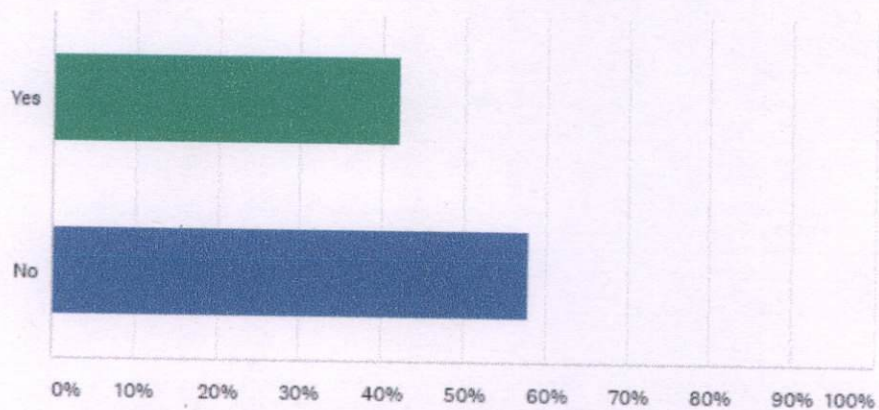
Answered: 1,035 Skipped: 81

ANSWER CHOICES	RESPONSES	
Hosteller/HIVE occupant	58.36%	604
Day scholar	41.64%	431
TOTAL		1,035

Powered by  SurveyMonkey

Q56: Do you use the bus facility?

Answered: 431 Skipped: 685



Powered by  SurveyMonkey



Dr. D. SARAVANAN, M.Tech., Ph.D.,
PRINCIPAL
Kumaraguru College of Technology
Coimbatore - 641 049.

Q56: Do you use the bus facility?

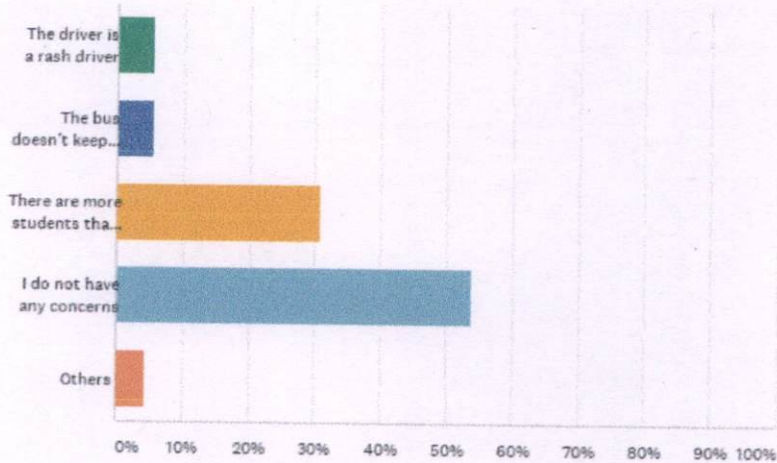
Answered: 431 Skipped: 685

ANSWER CHOICES	RESPONSES	
Yes	42.00%	181
No	58.00%	250
TOTAL		431

Powered by  SurveyMonkey

Q57: What concerns do you have regarding the bus facility?

Answered: 182 Skipped: 934



Powered by  SurveyMonkey


Dr. D. SARAVANAN, M.Tech⁵⁰h.D.,
PRINCIPAL
Kumaraguru College of Technology
Coimbatore - 641 049.

Q57: What concerns do you have regarding the bus facility?

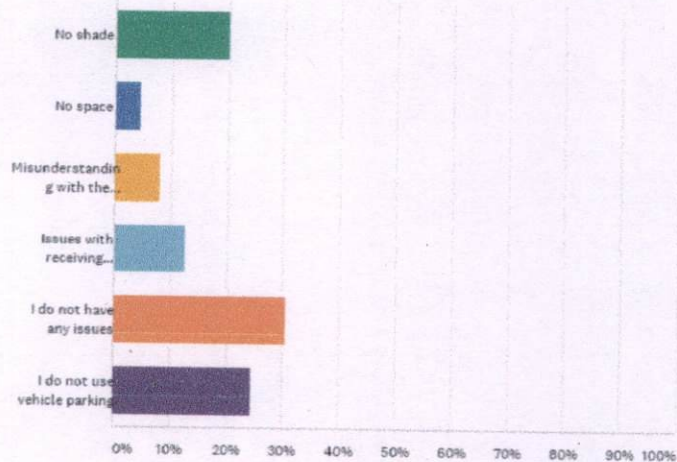
Answered: 182 Skipped: 934

ANSWER CHOICES	RESPONSES	
The driver is a rash driver	5.49%	10
The bus doesn't keep up with the scheduled timing	5.49%	10
There are more students than what the bus can accommodate	30.77%	56
I do not have any concerns	53.85%	98
Others	4.40%	8
TOTAL		182


Powered by  SurveyMonkey

Q58: What issues do you face when using Vehicle parking?

Answered: 249 Skipped: 867



Powered by  SurveyMonkey


Dr. D. SARAVANAN, M.Tech., Ph.D.,
 PRINCIPAL **51**
 Kumaraguru College of Technology
 Coimbatore - 641 049.

Q58: What issues do you face when using Vehicle parking?


Answered: 249 Skipped: 867

ANSWER CHOICES	RESPONSES	
No shade	20.08%	50
No space	4.42%	11
Misunderstanding with the security	8.03%	20
Issues with receiving vehicle stickers	12.45%	31
I do not have any issues	30.52%	76
I do not use vehicle parking	24.50%	61
TOTAL		249

Powered by  SurveyMonkey

Q59: Rate the facilities at the hostel/The HIVE [Star rating 1 (Not good) – 5 (Excellent)]

Answered: 602 Skipped: 514



Powered by  SurveyMonkey

Dr. D. SARAVANAN, M.Tech., Ph.D. 52
 PRINCIPAL
 Kumaraguru College of Technology
 Coimbatore - 641 049.

Q59: Rate the facilities at the hostel/The HIVE [Star rating 1 (Not good) – 5 (Excellent)]

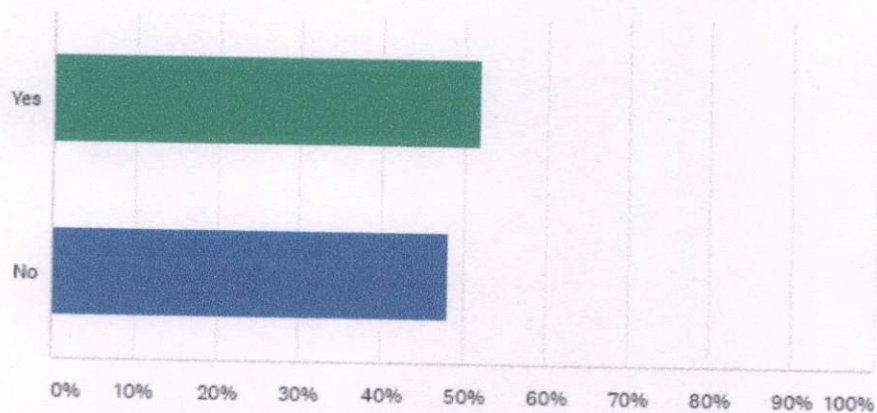
Answered: 602 Skipped: 514

	1	2	3	4	5	TOTAL	WEIGHTED AVERAGE
Facilities of hostel / The HIVE rooms	2.33% 14	4.32% 26	17.94% 108	41.53% 250	33.89% 204	602	4.00
Cleanliness of hostel / The HIVE rooms	2.49% 15	5.15% 31	17.61% 106	41.03% 247	33.72% 203	602	3.98
Cleanliness of the washrooms	5.65% 34	7.97% 48	24.09% 145	34.55% 208	27.74% 167	602	3.71
Food hygiene	1.33% 8	1.99% 12	12.79% 77	37.21% 224	46.68% 281	602	4.26
Wi-Fi facility	42.36% 255	15.95% 96	20.27% 122	11.63% 70	9.80% 59	602	2.31
Laundry	20.76% 125	13.79% 83	30.07% 181	19.93% 120	15.45% 93	602	2.96
Hostel / The HIVE students parking	5.48% 33	5.65% 34	16.28% 98	34.88% 210	37.71% 227	602	3.94

Powered by  SurveyMonkey

Q60: Did you undergo any internship?

Answered: 1,029 Skipped: 87



Powered by  SurveyMonkey

Dr. D. SARAVANAN, M.Tech., Ph.D.,
PRINCIPAL 53
Kumaraguru College of Technology
Coimbatore - 641 049.

Q60: Did you undergo any internship?

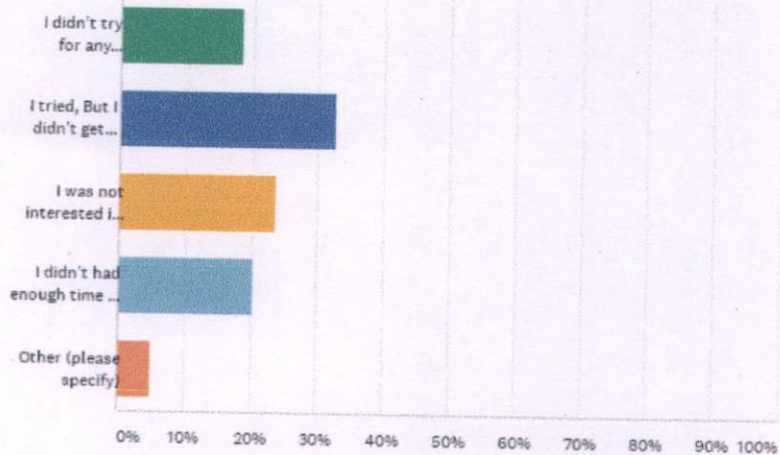
Answered: 1,029 Skipped: 87

ANSWER CHOICES	RESPONSES	
Yes	51.90%	534
No	48.10%	495
TOTAL		1,029

Powered by  SurveyMonkey

Q61: Why didn't you attend any internship?

Answered: 482 Skipped: 634



Powered by  SurveyMonkey

Q61: Why didn't you attend any internship?

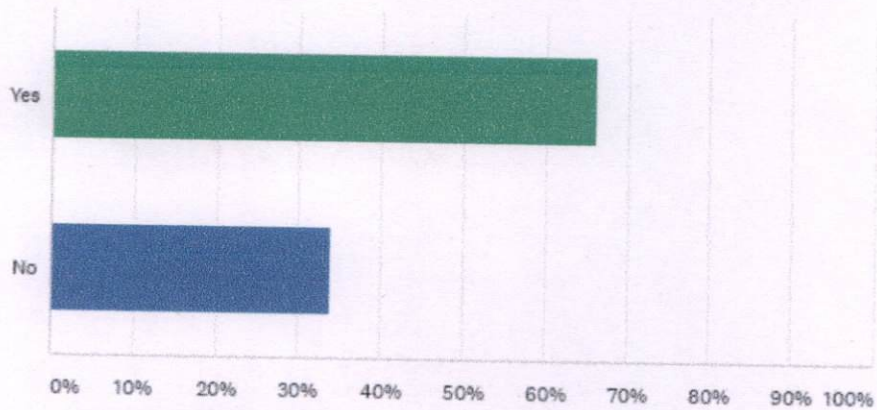
Answered: 482 Skipped: 634

ANSWER CHOICES	RESPONSES	
I didn't try for any internship opportunity	18.46%	89
I tried, But I didn't get opportunities	32.57%	157
I was not interested in doing internship	23.65%	114
I didn't had enough time to undergo internship	20.33%	98
Other (please specify)	4.98%	24
TOTAL		482


Powered by  SurveyMonkey

Q63: Did you opt for campus placements ?

Answered: 1,024 Skipped: 92



Powered by  SurveyMonkey



Dr. D. SARAVANAN, M.Tech., Ph.D.,⁵⁵
PRINCIPAL
Kumaraguru College of Technology
Coimbatore - 641 049.

Q63: Did you opt for campus placements ?

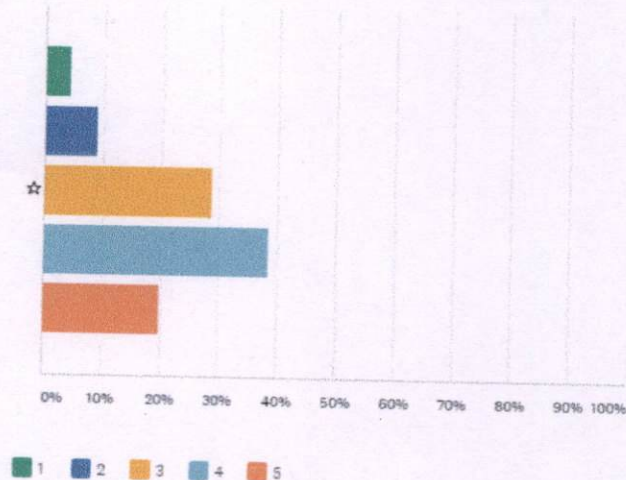
Answered: 1,024 Skipped: 92

ANSWER CHOICES	RESPONSES	
Yes	66.11%	677
No	33.89%	347
TOTAL		1,024

Powered by  SurveyMonkey

Q64: Aptitude training

Answered: 682 Skipped: 434



Powered by  SurveyMonkey

D. Saravanan
Dr. D. SARAVANAN, M.Tech., Ph.D.,
PRINCIPAL
Kumaraguru College of Technology
Coimbatore - 641 049.

Q64: Aptitude training

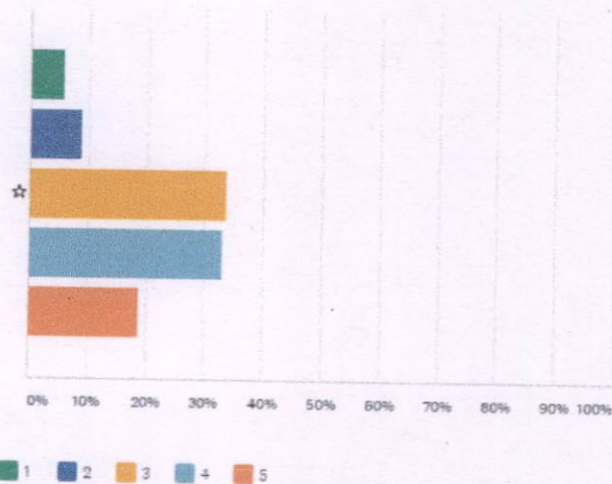
Answered: 682 Skipped: 434

	1	2	3	4	5	TOTAL	WEIGHTED AVERAGE
☆	4.11%	8.94%	28.59%	38.42%	19.94%	682	3.61
	28	61	195	262	136		

Powered by  SurveyMonkey

Q65: Communication

Answered: 682 Skipped: 434



Powered by  SurveyMonkey

Dr. D. SARAVANAN, M.Tech., Ph.D.,
PRINCIPAL

Kumaraguru College of Technology
Coimbatore - 641 049.

Q65: Communication

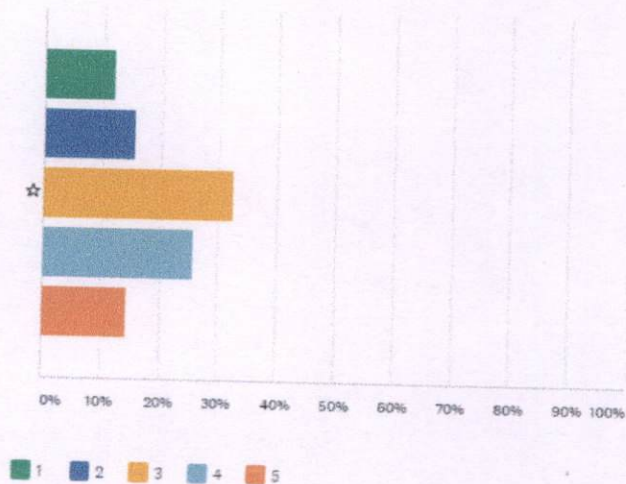
Answered: 682 Skipped: 434

	1	2	3	4	5	TOTAL	WEIGHTED AVERAGE
☆	5.72%	8.80%	33.72%	32.99%	18.77%	682	3.50
	39	60	230	225	128		


Powered by  SurveyMonkey

Q66: Programming

Answered: 682 Skipped: 434



Powered by  SurveyMonkey


Dr. D. SARAVANAN, M.Tech., Ph.D.,
PRINCIPAL
Kumaraguru College of Technology
Coimbatore - 641 049.

Q66: Programming

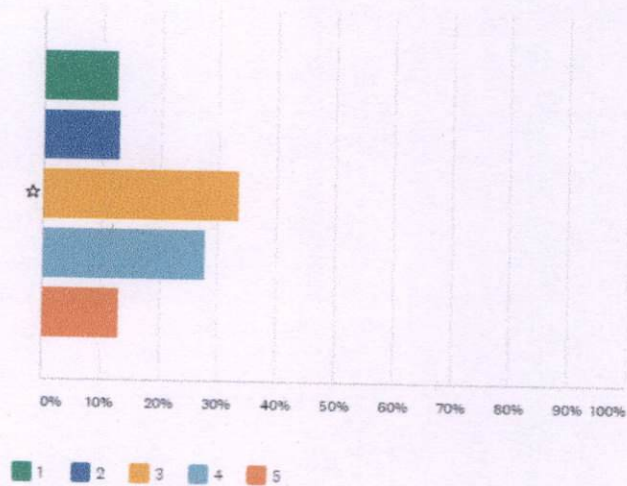
Answered: 682 Skipped: 434

	1	2	3	4	5	TOTAL	WEIGHTED AVERAGE
☆	11.88%	15.54%	32.40%	25.66%	14.52%	682	3.15
	81	106	221	175	99		

Powered by  SurveyMonkey

Q67: Core skills training

Answered: 682 Skipped: 434



Powered by  SurveyMonkey


Dr. D. SARAVANAN, M.Tech., Ph.D.,
PRINCIPAL

Kumaraguru College of Technology
Coimbatore - 641 049.

Q67: Core skills training

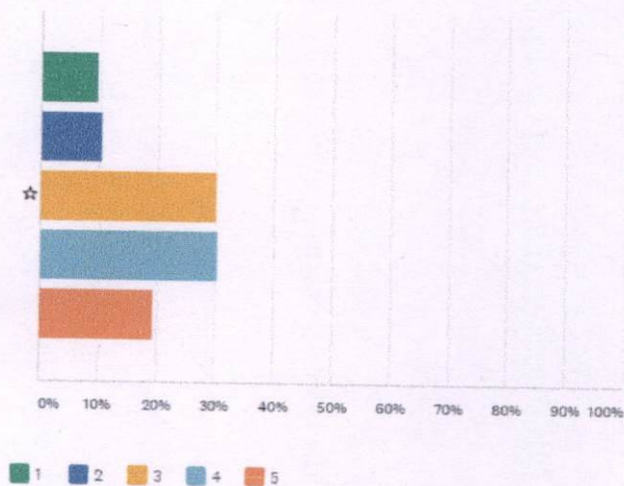
Answered: 682 Skipped: 434

	1	2	3	4	5	TOTAL	WEIGHTED AVERAGE
☆	12.61%	12.90%	33.43%	27.86%	13.20%	682	3.16
	86	88	228	190	90		

Powered by  SurveyMonkey

Q68: How much satisfied were you with the companies that offered jobs? [Star rating 1 (Not good) – 5 (Excellent)]

Answered: 682 Skipped: 434



Powered by  SurveyMonkey


Dr. D. SARAVANAN, M.Tech., Ph.D.,
PRINCIPAL
Kumaraguru College of Technology
Coimbatore - 641 049.

**Q68: How much satisfied were you with the companies that offered jobs?
[Star rating 1 (Not good) – 5 (Excellent)]**

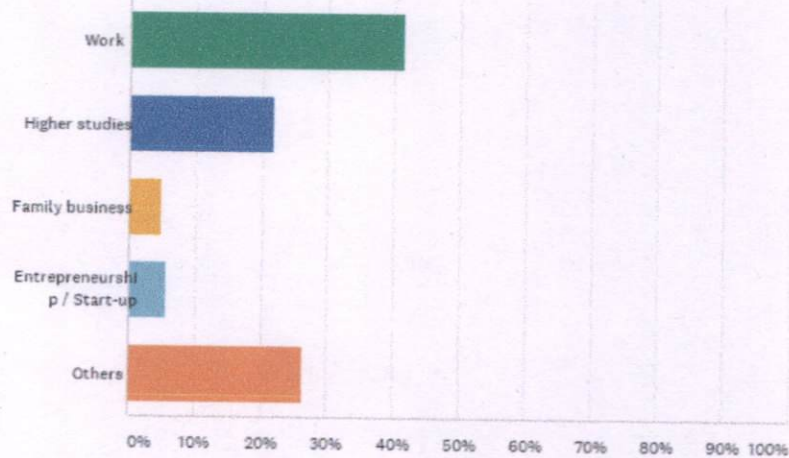
Answered: 682 Skipped: 434

	1	2	3	4	5	TOTAL	WEIGHTED AVERAGE
☆	9.53%	10.41%	30.21%	30.35%	19.50%		
	65	71	206	207	133	682	3.40

Powered by  SurveyMonkey

Q69: What is your future endeavor?

Answered: 1,022 Skipped: 94



Powered by  SurveyMonkey

Dr. D. SARAVANAN, M.Tech., Ph.D.,
PRINCIPAL
Kumaraguru College of Technology
Coimbatore - 641 049.

Q69: What is your future endeavor?

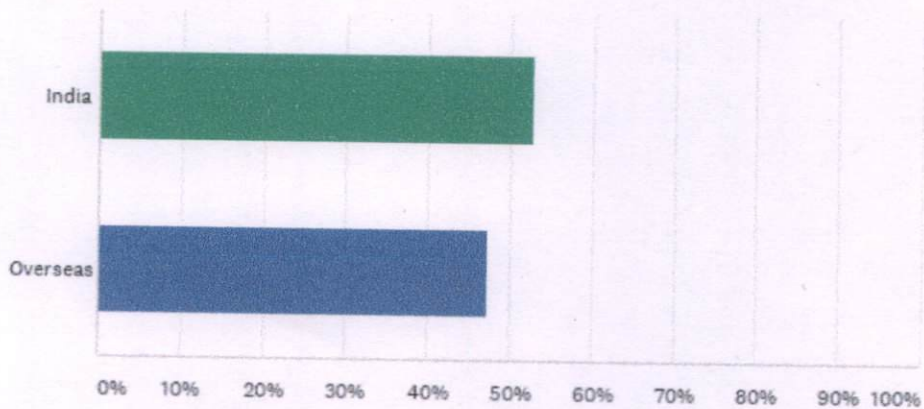
Answered: 1,022 Skipped: 94

ANSWER CHOICES	RESPONSES	
Work	41.39%	423
Higher studies	21.72%	222
Family business	4.79%	49
Entrepreneurship / Start-up	5.68%	58
Others	26.42%	270
TOTAL		1,022

Powered by  SurveyMonkey

Q71: Preferred location for higher studies:-

Answered: 233 Skipped: 883



Powered by  SurveyMonkey


Dr. D. SARAVANAN, M.Tech., Ph.D.
PRINCIPAL
Kumaraguru College of Technology
Coimbatore - 641 049.

Q71: Preferred location for higher studies:-

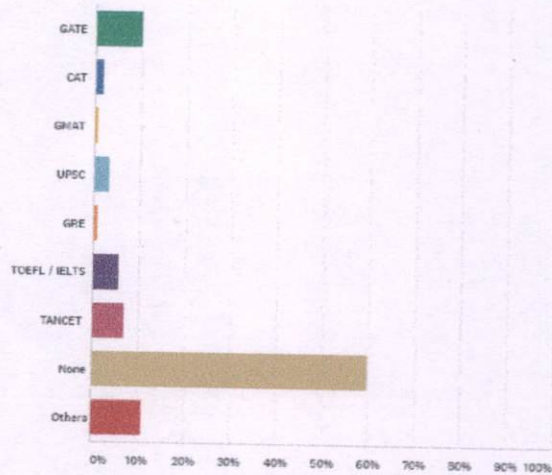
Answered: 233 Skipped: 883

ANSWER CHOICES	RESPONSES	
India	52.79%	123
Overseas	47.21%	110
TOTAL		233

Powered by  SurveyMonkey

Q74: Have you taken any of the following exams?

Answered: 1,012 Skipped: 104



Powered by  SurveyMonkey

Dr. D. SARAVANAN, M.Tech., Ph.D.,
PRINCIPAL
Kumaraguru College of Technology
Coimbatore - 641 049.

Q74: Have you taken any of the following exams?

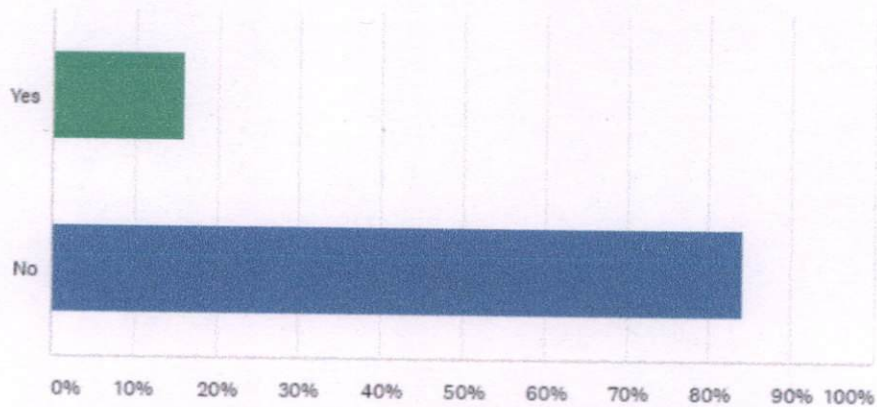
Answered: 1,012 Skipped: 104

ANSWER CHOICES	RESPONSES	
GATE	10.08%	102
CAT	1.68%	17
GMAT	0.69%	7
UPSC	3.36%	34
GRE	0.89%	9
TOEFL / IELTS	5.73%	58
TANCET	6.92%	70
None	59.78%	605
Others	10.87%	110
TOTAL		1,012

Powered by  SurveyMonkey

Q75: Did you attend any coaching classes / Foreign Language classes?

Answered: 1,012 Skipped: 104



Powered by  SurveyMonkey

Dr. D. SARAVANAN, M.Tech., Ph.D.,
PRINCIPAL
Kumaraguru College of Technology
Coimbatore - 641 049.

Q75: Did you attend any coaching classes / Foreign Language classes?

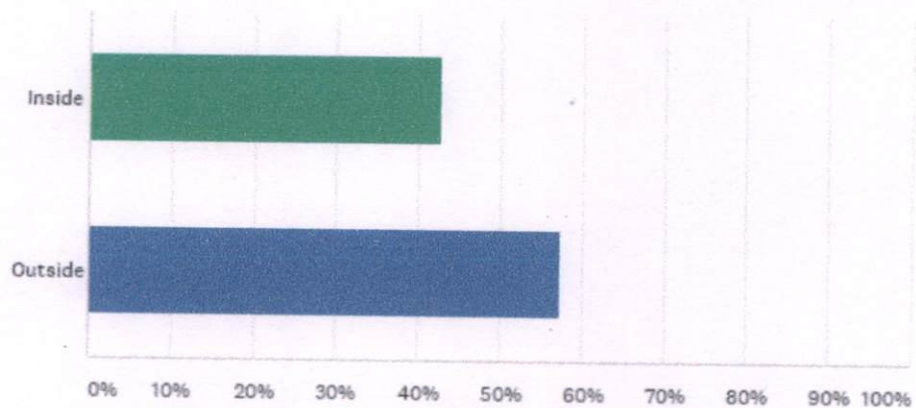
Answered: 1,012 Skipped: 104

ANSWER CHOICES	RESPONSES	
Yes	15.81%	160
No	84.19%	852
TOTAL		1,012

Powered by  SurveyMonkey

Q77: Was it inside or outside KCT?

Answered: 155 Skipped: 961



Powered by  SurveyMonkey


Dr. D. SARAVANAN, M.Tech., Ph.D.,
PRINCIPAL

Kumaraguru College of Technology
Coimbatore - 641 049.

Q77: Was it inside or outside KCT?

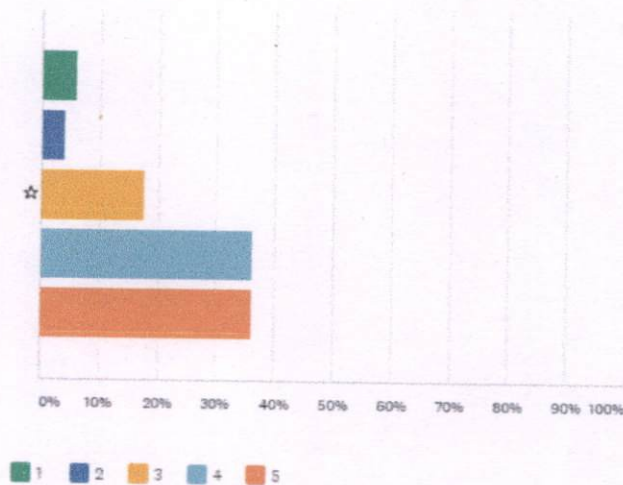
Answered: 155 Skipped: 961

ANSWER CHOICES	RESPONSES	
Inside	42.58%	66
Outside	57.42%	89
TOTAL		155

Powered by  SurveyMonkey

Q78: If inside:- Rate your satisfaction level of the classes [Star rating 1 (Not good) – 5 (Excellent)]

Answered: 102 Skipped: 1,014



Powered by  SurveyMonkey

Dr. D. SARAVANAN, M.Tech., Ph.D.,
PRINCIPAL
Kumaraguru College of Technology
Coimbatore - 641 049.

Q78: If inside:- Rate your satisfaction level of the classes [Star rating 1 (Not good) – 5 (Excellent)]

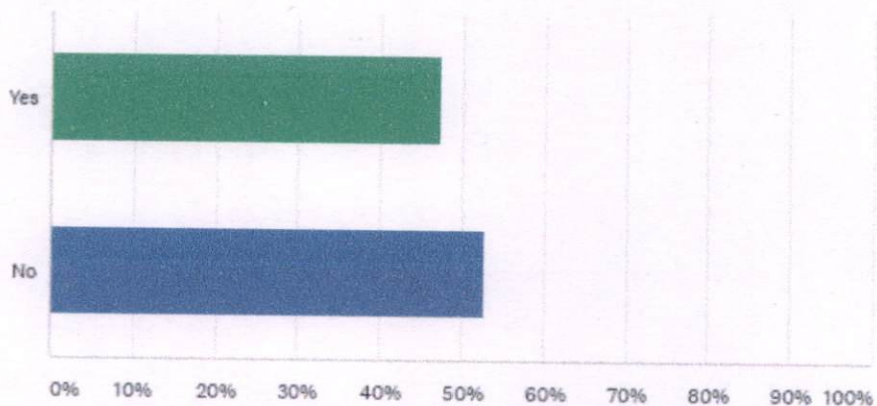
Answered: 102 Skipped: 1,014

	1	2	3	4	5	TOTAL	WEIGHTED AVERAGE
☆	5.88%	3.92%	17.65%	36.27%	36.27%		
	6	4	18	37	37	102	3.93

Powered by  SurveyMonkey

Q79: Would you have preferred more assistance regarding competitive exams at KCT?

Answered: 1,009 Skipped: 107



Powered by  SurveyMonkey

Dr. D. SARAVANAN, M.Tech., Ph.D.
 PRINCIPAL
 Kumaraguru College of Technology
 Coimbatore - 641 049.

Q79: Would you have preferred more assistance regarding competitive exams at KCT?

Answered: 1,009 Skipped: 107

ANSWER CHOICES	RESPONSES	
Yes	47.27%	477
No	52.73%	532
TOTAL		1,009

Powered by  SurveyMonkey



Dr. D. SARAVANAN, M.Tech., Ph.D.,
PRINCIPAL
Kumaraguru College of Technology
Coimbatore - 641 049.